

June 2018

Dear 2nd Grade Parents,

Attached is a copy of summer homework for your child. Students should complete each weekly packet within the given week.

Packet Contents:

- Reading log: Please write the title of the book your child is reading, how much time was spent reading and parents, please initial.
- IXL: Over the course of the summer, your child will need to complete all of the activities showing practice (and ideally, mastery) on all 2nd grade standards in math (we have completed most of these throughout the school year).
- Attached math and reading pages: please have students complete the work carefully and neatly, and show their work when applicable.
- Science Fusion: Students will be completing one science lesson each week in their Science Fusion books.
- Writing: There are two writing assignments due at the beginning of grade 3: a research report and a letter to Mr. Lazo. Weeks 1-8, students will complete a small portion of the research report. Weeks 9 and 10, students will complete their letter to Mr. Lazo. Students need to use proper punctuation, usage, grammar, and capitalization. These assignments should be completed in their best handwriting (letters starting at the top). Simple words (ie. because, their/there/they're, something, today, etc.) should be spelled correctly and more challenging words (phenomenal, scientific) should reflect students' understanding of phonetic spelling (if you sound the words out, you can clearly identify the word).

This summer homework packet will be due the first day of school in the fall. Your child will be given a grade for reading, math, and writing. Thank you in advance for making sure your child is off to a great start!

Sincerely,

Mrs. Tovarek

Homework Week 1

Name _____

- At least 15 minutes of reading per day** (record titles and times in reading log)

	Book Title	Time Read
Mon.		
Tues.		
Wed.		
Thurs.		
Fri.		


- IXL math:** 40 minutes per week of new IXL math skills. If all 2nd grade skills are completed, you may move on to 3rd grade skills.

IXL Grade Level and Skill(s) (for example: 2nd Q.4)

- The attached pages:** These are a review of 2nd grade skills.
- Science Fusion:** Unit 9 lesson 1 (pages 349-360)
- Writing:** prepare for the research. Complete pgs. 198-199.


Parent Signature _____ **Date** _____

Thank you,
Mrs. Tovarek-Welker



What Is a Research Report?

A **research report** tells facts about one topic. A research report can tell about a person, a place, a thing, or an event.



The **beginning** of a research report names the topic.

The **middle** of a research report tells more about the topic. Information about the topic comes from different sources.

The **ending** of a research report sums up the report.

Beginning	A brachiosaurus is a kind of dinosaur. It was 40 feet tall and 80 feet long. It weighed 60 tons.
Middle	The brachiosaurus ate plants. Bones of the brachiosaurus have been found in Colorado. A brachiosaurus skeleton is on display in Chicago.
Ending	The brachiosaurus was a huge, gentle dinosaur.

Answer these questions about the research report.

1. What is the topic of the research report?

.....
.....

2. What fact told what the brachiosaurus ate?

.....
.....

3. What does the ending say about the topic?

.....
.....
.....

The Topic of a Research Report

A research report is about one **topic**. The topic is something you want to know more about. It can be about a person, a place, a thing, or an event.

The **beginning** of a research report has a **topic sentence**. A topic sentence tells what your research report is about. A topic sentence should grab the reader's attention. It should make the reader want to learn more.

Look at these topic sentences. Each one tells about a topic. But some sentences are more interesting than others.

I have a goldfish.

Goldfish are one of the most popular pets.

My report is about walking sticks.

A walking stick is an insect that looks like a stick.

The Statue of Liberty is cool.

The Statue of Liberty is a huge statue in New York.

Look at each topic. Write your own topic sentence. Try to grab the reader's attention.

1. zebras

2. firefighters

Follow the directions to solve each problem.

9. Start with 15. Write the number that is 10 more. _____
10. Start with 22. Write the number that is 100 more. _____
11. Start with 50. Write the number that is 10 more. _____
12. Start with 335. Write the number that is 100 more. _____
13. Start with 42. Write the number that is 100 more. _____
14. Start with 89. Write the number that is 10 more. _____

Read each word aloud. Then, write *short* or *long* for each vowel sound.

- | | |
|------------------|-----------------|
| 15. bug _____ | 16. cake _____ |
| 17. cut _____ | 18. gum _____ |
| 19. road _____ | 20. catch _____ |
| 21. cube _____ | 22. clock _____ |
| 23. stick _____ | 24. child _____ |
| 25. mop _____ | 26. these _____ |
| 27. street _____ | 28. log _____ |
| 29. fly _____ | 30. boat _____ |

CHARACTER CHECK: Think of a book or movie character who shows kindness. How does the character show kindness?

Homework Week 2

Name _____

- At least 15 minutes of reading per day** (record titles and times in reading log)

	Book Title	Time Read
Mon.		
Tues.		
Wed.		
Thurs.		
Fri.		

- IXL math:** 40 minutes per week of new IXL math skills. If all 2nd grade skills are completed, you may move on to 3rd grade skills.

IXL Grade Level and Skill(s) (for example: 2nd Q.4)

- The attached pages:** These are a review of 2nd grade skills.
- Science Fusion:** Unit 9 lesson 2 (pages 365-372)
- Writing:** prepare for the research. Complete pgs. 200-201.

Parent Signature _____ **Date** _____

Thank you,
Mrs. Tovarek-Welker


Fact and Opinion

The **middle** of your research report gives **facts**.
A fact is something that is true. You can get facts
from books, encyclopedias, or on the Internet.

Be sure your report doesn't give your **opinion**.
An opinion tells what you think or feel.

FACT: *Polar bears have black skin under
their fur.*

OPINION: *I like polar bears.*



A Read each sentence. Underline **F** if the sentence is a fact.
Underline **O** if the sentence is an opinion.

Polar bears are not really white.

F **O**

I'd like to see a polar bear.

F **O**

Polar bears eat meat.

F **O**

I think it would be fun to have a polar bear.

F **O**

Polar bears are my favorite animal.

F **O**

Black skin helps the polar bear stay warm.

F **O**

B Circle one of these topics. Write three facts about it.
Find facts in books, in encyclopedias, or on the Internet.

dinosaurs Thanksgiving pirates


FACT: _____

FACT: _____

FACT: _____

Finding Facts

You can find facts in the library. You look for facts in **sources**. Some sources you can look in are encyclopedias, nonfiction books, and the Internet. Write the facts in your own words.



You find facts by answering questions. Here are some questions you might answer with facts.

What does he, she, or it look like? What does it eat? Where is it?

Where does he, she, or it live? How big is it? What did he or she do?

**Choose one of these topics. Find three facts about the topic.
Find one fact in each kind of source.**

spiders

tigers

George Washington

Alaska

Fact 1:

nonfiction book

Fact 2:

encyclopedia


Fact 3:

the Internet

<p>1. Circle the number if 6 is in the hundreds place.</p> <p>629 486 367</p> <p>926 682 126</p> <p>636 426 660</p>	<p>2. Circle the number if 9 is in the ones place.</p> <p>879 429 609</p> <p>191 509 194</p> <p>889 469 209</p>	<p>3. Circle the number if 3 is in the tens place.</p> <p>231 723 38</p> <p>639 63 530</p> <p>333 32 23</p>
<p>4. Circle the number if 5 is in the tens place.</p> <p>354 151 555</p> <p>185 250 658</p> <p>50 725 255</p>	<p>5. Circle the number if 4 is in the hundreds place.</p> <p>423 484 124</p> <p>642 640 432</p> <p>46 422 144</p>	<p>6. Circle the number if 7 is in the ones place.</p> <p>327 147 607</p> <p>678 478 447</p> <p>799 997 207</p>

Words that name holidays, places, and products are proper nouns. Underline the proper noun or nouns in each sentence.

7. Have you ever been to Austin, Texas?
8. Let's do a craft for Valentine's Day.
9. My grandmother lives in France.
10. We always buy Papa Pete's pizza when we have family game night.
11. Our neighbors moved here from Nashville, Tennessee.
12. I'd like a glass of orange juice and a bowl of Crunch Os for breakfast.
13. Are you going to wear green on St. Patrick's Day?



Homework Week 3

Name _____

- At least 15 minutes of reading per day** (record titles and times in reading log)

	Book Title	Time Read
Mon.		
Tues.		
Wed.		
Thurs.		
Fri.		

- IXL math:** 40 minutes per week of new IXL math skills. If all 2nd grade skills are completed, you may move on to 3rd grade skills.

IXL Grade Level and Skill(s) (for example: 2nd Q.4)

- The attached pages:** These are a review of 2nd grade skills.
- Science Fusion:** Unit 10 lesson 1 (pages 383-396)
- Writing:** prepare for the research. 202 is optional. Do pg. 203.

Parent Signature _____ **Date** _____

Thank you,
Mrs. Tovarek-Welker

Writing and Organizing Notes

As you find facts, write them down. Write them in your own words on note cards.

Write the fact at the top of the note card. Write where you found the fact at the bottom of the note card.

If the fact is from	Write
a book	the title, the author, and the page number
an encyclopedia	the article title, the encyclopedia name, the volume number, and the page number
the Internet	the web address

After you have taken notes, put the cards into piles. Make a pile for each kind of information that you have. Note cards might look like this.


Red pandas live in Nepal, Burma, and central China.

"Red Pandas." Encyclopedia Britannica. Vol. 2, p. 245

Red pandas weigh less than 20 pounds.


www.tigerhomes.org/animal/redpanda.cfm

Look at the facts that you wrote on page 201. Write each fact at the top of a separate note card. Write where you found the fact at the bottom. Then find three more facts. Write a note card for each fact. Put your cards into piles. Put facts that go together in the same pile.



Writing an Ending

In the **ending** you sum up your research report.



Look at these endings. Which endings do you think are better?

Some goldfish are orange.

Goldfish are good pets because they are easy to take care of.

I'm glad I chose this topic.

Walking sticks are bugs with clever costumes.

So now you know what I know about the Statue of Liberty.

The Statue of Liberty is one of the most visited places in New York.

Read the research reports below. Add an ending sentence to each.

Abraham Lincoln worked his whole life to end slavery. Many people did not agree with him. Southern states wanted to keep slavery. Lincoln's army fought the Southern armies. Finally Lincoln made the Emancipation Proclamation. It freed the slaves.

The crew of Apollo 11 made the first mission to the moon. Neil Armstrong, Michael Collins, and Edwin "Buzz" Aldrin were the crew. The trip from Earth to the moon took four days. Neil Armstrong took the first step on the moon.

Write the related facts for each fact family.

1.




$$\underline{\quad} + \underline{\quad} = \underline{\quad}$$

$$\underline{\quad} + \underline{\quad} = \underline{\quad}$$

$$\underline{\quad} - \underline{\quad} = \underline{\quad}$$

$$\underline{\quad} - \underline{\quad} = \underline{\quad}$$

2.




$$\underline{\quad} + \underline{\quad} = \underline{\quad}$$

$$\underline{\quad} + \underline{\quad} = \underline{\quad}$$

$$\underline{\quad} - \underline{\quad} = \underline{\quad}$$

$$\underline{\quad} - \underline{\quad} = \underline{\quad}$$

3.



$$\underline{\quad} + \underline{\quad} = \underline{\quad}$$

$$\underline{\quad} + \underline{\quad} = \underline{\quad}$$

$$\underline{\quad} - \underline{\quad} = \underline{\quad}$$

$$\underline{\quad} - \underline{\quad} = \underline{\quad}$$

Draw lines to divide each rectangle into rows and columns. Then, count how many squares are in each rectangle and write the number on the line.


4. 3 rows
5 columns

How many squares? _____



5. 4 rows
6 columns

How many squares? _____



6. 2 rows
7 columns

How many squares? _____



Homework Week 4

Name _____

- At least 15 minutes of reading per day** (record titles and times in reading log)

	Book Title	Time Read
Mon.		
Tues.		
Wed.		
Thurs.		
Fri.		


- IXL math:** 40 minutes per week of new IXL math skills. If all 2nd grade skills are completed, you may move on to 3rd grade skills.

IXL Grade Level and Skill(s) (for example: 2nd Q 4)

- The attached pages:** These are a review of 2nd grade skills.
- Science Fusion:** Unit 10 lesson 2 (pages 397-406)
- Writing:** prewriting. Follow the directions on pgs. 204-205.

Parent Signature _____ **Date** _____

Thank you,
Mrs. Tovarek-Welker



Writer's Workshop

PREWRITING

Pick a Topic

Cady is writing a research report. A research report has facts. First Cady must pick a topic. Cady thinks about things she would like to know more about. She lists them in her notebook.

skateboarding

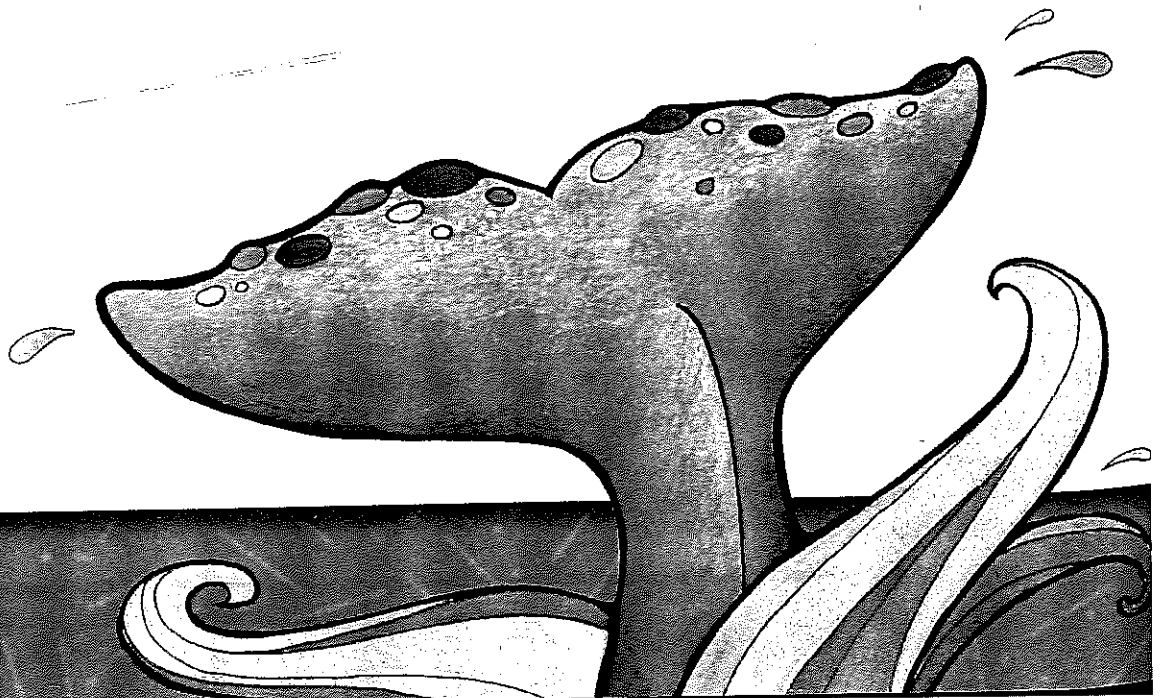
the Pilgrims

blue whales

Florence Nightingale

Cady circles the topic she likes best. This is the topic she will write about.

Make a list of topics. Think about people, places, things, and events. Is the topic something you want to know more about? Is it something you can find a lot of information about? Is it something others might want to know more about? Circle the topic you want to write about.




PREWRITING

Plan Your Research Report

Cady plans her research report. First she goes to the library. She finds facts in an encyclopedia. She finds more facts on the Internet. The librarian helps her find Web sites that have good information.

Then Cady writes each fact on a separate note card. She puts the note cards into piles. One pile is about what blue whales eat. The other pile is about the size of blue whales.



Do research in the library. Find facts about your topic. Write each fact on a separate note card. Write the facts in your own words. Remember to write where you found each fact.

When you have finished, put the note cards into piles. Did you write about an animal, like Cady did? Make one pile with facts about what the animal looks like. Make another pile about what the animal eats. Make a third pile about where the animal lives.

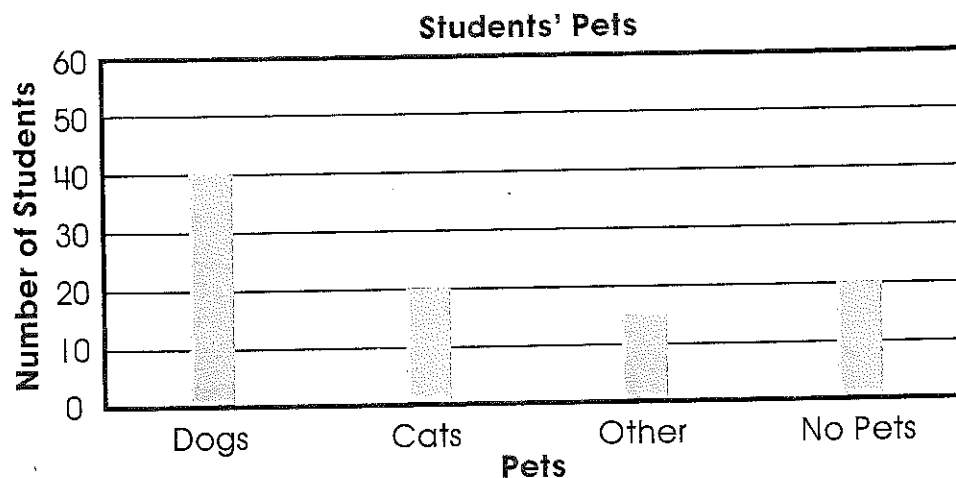
Prewriting: Research Report

Part 1: List your possible topics. Circle the topic you want to write about.

1. _____
2. _____
3. _____
4. _____
5. _____

Part 2: Cut out the notecards or use notecards from home. Research the one topic you chose and write each fact and where you found it on a separate notecard. Page 205 says make piles of notecards about animal characteristics, but you don't have to write about animals. Sort your facts into groups that belong together. If this is confusing to you, it may be easiest to write about an animal (not a blue whale), so you can organize your paper like Cady did.

Study the bar graph. Then, answer each question.



1. How many students have dogs?


2. How many more students have dogs than cats?

3. Which two categories have the same amount?

4. How many students have either a cat or a dog?

A possessive noun in each sentence is missing an apostrophe. Add an apostrophe like this: Charlotte's kitty.

5. Taylors mask scared her little brother.
6. All of a sudden, the computers screen went blank.
7. Digbys collar is getting too small.
8. Did you see the piñata at Anas birthday party?
9. Moms new sweater looks very cozy.



Homework Week 5

Name _____

- At least 15 minutes of reading per day** (record titles and times in reading log)

	Book Title	Time Read
Mon.		
Tues.		
Wed.		
Thurs.		
Fri.		

- IXL math:** 40 minutes per week of new IXL math skills. If all 2nd grade skills are completed, you may move on to 3rd grade skills.

IXL Grade Level and Skill(s) (for example: 2nd Q.4)

- The attached pages:** These are a review of 2nd grade skills.
- Science Fusion:** Unit 7 Lesson 1 (pages 265-274)
- Writing:** drafting. Follow the directions on pg. 206.

Parent Signature _____ **Date** _____

Thank you,
Mrs. Tovarek-Welker



Writer's Workshop

DRAFTING

Cady wrote a lot of note cards. She uses her cards to write her report. Here is Cady's draft.

An Enormous Animal

The blue whale is the largest animal on Earth.

It lives in the see. Some blue whales weigh 200

tons. A blue whale's tongue can weigh as much as


an elephant. A blue whale's food is called krill.


Krill are very tiny animals that are like shrimp.

Blue whales can eat 12,000 pounds of krill a day.

I think blue whales are really cool.

Write your draft in your notebook. Remember to write a topic sentence that grabs the reader's attention. Write in the middle of your report the facts that you found. Include facts that your reader might want to know. Write an ending that sums up the topic. Remember that you can make changes to your draft later.





Add to find each sum. Regroup when needed.

1.
$$\begin{array}{r} 324 \\ + 125 \\ \hline \end{array}$$

2.
$$\begin{array}{r} 973 \\ + 24 \\ \hline \end{array}$$

3.
$$\begin{array}{r} 477 \\ + 112 \\ \hline \end{array}$$

4.
$$\begin{array}{r} 206 \\ + 132 \\ \hline \end{array}$$

5.
$$\begin{array}{r} 384 \\ + 88 \\ \hline \end{array}$$

6.
$$\begin{array}{r} 420 \\ + 337 \\ \hline \end{array}$$

7.
$$\begin{array}{r} 688 \\ + 125 \\ \hline \end{array}$$

8.
$$\begin{array}{r} 621 \\ + 126 \\ \hline \end{array}$$

9.
$$\begin{array}{r} 442 \\ + 362 \\ \hline \end{array}$$

10.
$$\begin{array}{r} 175 \\ + 113 \\ \hline \end{array}$$

11.
$$\begin{array}{r} 767 \\ + 104 \\ \hline \end{array}$$

12.
$$\begin{array}{r} 603 \\ + 292 \\ \hline \end{array}$$

13.
$$\begin{array}{r} 398 \\ + 9 \\ \hline \end{array}$$

14.
$$\begin{array}{r} 300 \\ + 500 \\ \hline \end{array}$$

15.
$$\begin{array}{r} 525 \\ + 157 \\ \hline \end{array}$$

Add the prefix *un-* or *re-* to each word. Then, write the meaning of each new word.

16. sure _____

17. happy _____

18. able _____

19. write _____

20. tell _____

21. print _____

Homework Week 6

Name _____

- At least 15 minutes of reading per day** (record titles and times in reading log)

	Book Title	Time Read
Mon.		
Tues.		
Wed.		
Thurs.		
Fri.		

- IXL math:** 40 minutes per week of new IXL math skills. If all 2nd grade skills are completed, you may move on to 3rd grade skills.

IXL Grade Level and Skill(s) (for example: 2nd Q.4)

- The attached pages:** These are a review of 2nd grade skills.
- Science Fusion:** Unit 7 Lesson 3 (pages 277-286)
- Writing:** revising and editing. Follow the directions on pg. 207.

Parent Signature _____ **Date** _____

Thank you,
Mrs. Tovarek-Welker

EDITING

Cady must edit her research report. She wants to make sure it makes sense and has all its parts.

Cady uses this Editing Checklist. She checks one question at a time.

Editing Checklist

- Does my report have a beginning, a middle, and an ending?
- Does the beginning include a topic sentence?
- Does the middle have facts that I found by doing research?
- Did I leave out my opinion?
- Does the ending sum up the report?

like shrimp. Blue whales can eat 12,000 pounds

*of krill a day. ~~I think blue whales are really cool.~~
The blue whale is the largest animal, but it eats
some of the smallest food.*

Look at the mistake Cady finds. How does she fix it?


Use the Editing Checklist to edit your report. Check for one question at a time. When you have finished, read aloud your research report. Can you add anything to make your report better? Mark your changes on your draft.

I didn't
leave out my
opinion!

REVISING

Cady fixes the mistakes she marked. Then she makes a new copy of her draft.

Copy your draft. Fix any mistakes you marked. Make sure you can answer yes to all the questions on the checklist.



Add or subtract to solve each problem. Regroup when needed.

1.
$$\begin{array}{r} 521 \\ - 132 \\ \hline \end{array}$$

2.
$$\begin{array}{r} 832 \\ + 23 \\ \hline \end{array}$$

3.
$$\begin{array}{r} 153 \\ + 210 \\ \hline \end{array}$$

4.
$$\begin{array}{r} 612 \\ - 224 \\ \hline \end{array}$$

5.
$$\begin{array}{r} 638 \\ - 532 \\ \hline \end{array}$$

6.
$$\begin{array}{r} 34 \\ + 25 \\ \hline \end{array}$$

7.
$$\begin{array}{r} 288 \\ + 13 \\ \hline \end{array}$$

8.
$$\begin{array}{r} 508 \\ - 305 \\ \hline \end{array}$$

9.
$$\begin{array}{r} 374 \\ + 231 \\ \hline \end{array}$$

10.
$$\begin{array}{r} 544 \\ + 234 \\ \hline \end{array}$$

11.
$$\begin{array}{r} 872 \\ + 121 \\ \hline \end{array}$$

12.
$$\begin{array}{r} 688 \\ + 102 \\ \hline \end{array}$$


13.
$$\begin{array}{r} 912 \\ + 87 \\ \hline \end{array}$$

14.
$$\begin{array}{r} 400 \\ + 500 \\ \hline \end{array}$$

15.
$$\begin{array}{r} 548 \\ + 292 \\ \hline \end{array}$$


Write each verb on the correct ladder.

EXAMPLE:



blew
blow
find
found
flew
fly
knew

know
laugh
laughed
wear
wore
write
wrote



Homework Week 7

Name _____

- At least 15 minutes of reading per day** (record titles and times in reading log)

	Book Title	Time Read
Mon.		
Tues.		
Wed.		
Thurs.		
Fri.		


- IXL math:** 40 minutes per week of new IXL math skills. If all 2nd grade skills are completed, you may move on to 3rd grade skills.

IXL Grade Level and Skill(s) (for example: 2nd Q.4)

- The attached pages:** These are a review of 2nd grade skills.
- Science Fusion:** Unit 7 Lesson 5 (pages 289-298)
- Writing:** editing/proofreading. Follow the directions on pg. 208.

Parent Signature _____ **Date** _____

Thank you,
Mrs. Tovarek-Welker



Writer's Workshop

PROOFREADING

Cady wants to proofread her research report. By proofreading she will catch even more mistakes. She uses this Proofreading Checklist. She carefully checks one question at a time.

Proofreading Checklist

- Are all the words spelled correctly?
- Did I use capital letters?
- Did I use the right end marks?
- Can I replace any words with synonyms?
- Are antonyms used correctly?
- Are all homophones used correctly?

An Enormous Animal

The blue whale is the largest animal on Earth.


It lives in the ^{sea} ~~see~~. Some blue whales weigh 200 tons. A blue whale's tongue can weigh as much as

Look at the mistake Cady finds. How does she fix it?

Use the Proofreading Checklist to check your draft. Look for one kind of mistake at a time. Make your words and sentences as clear as you can. Remember to read over your draft to make sure that you did not add any new mistakes.


Draw hands on each clock to show the correct time.

1.




12:45

2.



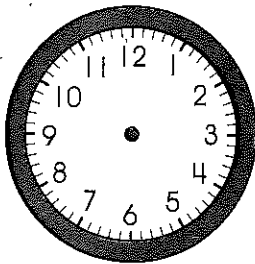
9:17

3.




12:31

4.



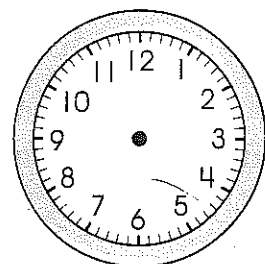
8:28

5.



5:40

6.



12:09

Add the suffixes *-ed* and *-ing* to each base word. You may need to drop letters from or add letters to some words before adding the suffixes.

7. rake

8. jump

9. hug

10. cook

11. skate

12. wrap

13. sneeze

14. pop

15. talk

16. smile

Homework Week 8

Name _____

- At least 15 minutes of reading per day** (record titles and times in reading log)

	Book Title	Time Read
Mon.		
Tues.		
Wed.		
Thurs.		
Fri.		

- IXL math:** 40 minutes per-week of new IXL math skills. If all 2nd grade skills are completed, you may move on to 3rd grade skills.

IXL Grade Level and Skill(s) (for example: 2nd Q.4)

- The attached pages:** These are a review of 2nd grade skills.
- Science Fusion:** Unit 7 Lesson 6 (pages 301-310)
- Writing:** publishing. Follow the directions on pgs. 208-209.

Parent Signature _____ **Date** _____

Thank you,
Mrs. Tovarek-Welker

PUBLISHING

After all her hard work, Cady is excited to publish her report. She writes the final copy. Then she draws a picture of a blue whale on the cover of her report. Cady publishes her report by reading it to her class.

Recopy your research report. Write as neatly as you can. Make sure that you did not add any new mistakes. Remember to add a title.

Now decide how to publish our research report. Here are some ways you might publish it. Can you think of other ways?


Read your report
to your class.


Make a class magazine.

Make a classroom encyclopedia.
Include everyone's research reports.

Hang your report on a
classroom bulletin board.







A series of horizontal lines for writing, consisting of 20 parallel lines spaced evenly down the page.

Write the letter of the correct definition next to each word.

17. _____ cheerful

A. ready to help

18. _____ sleepless

B. without sun

19. _____ colorful

C. very cheery

20. _____ sunless

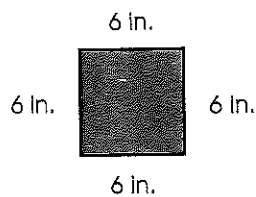
D. having many colors

21. _____ helpful

E. not able to sleep

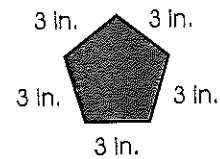
Perimeter is the distance all the way around a shape. Write the perimeter of each figure.

22.



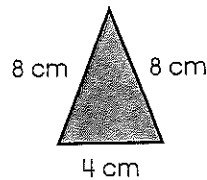
perimeter = _____ in.

23.



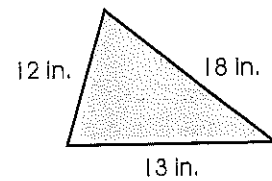
perimeter = _____ in.

24.



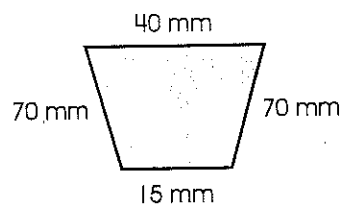
perimeter = _____ cm

25.



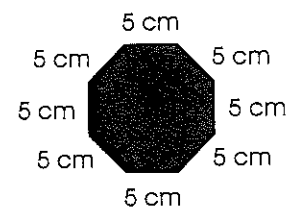
perimeter = _____ in.

26.




perimeter = _____ mm

27.



perimeter = _____ cm



A series of horizontal lines for writing, consisting of 20 parallel lines spaced evenly down the page.

Dear 2nd Grader,

I will always remember our St. Therese 2017-2018 class! You are such a special group of students, and each one of you has shown me that you are capable of doing amazing things! I hope you have wonderful memories of second grade and bring everything you learned this year with you to 3rd grade and beyond. I hope to be back to visit soon. Know that, with your parents' permission and supervision, you may email me any time you would like. My new email is Jilliantovarek@gmail.com. Best wishes for a wonderful year in 3rd grade! Always do and be your best!

Love,
Mrs. Tovarek-Welker