


# Summer Packet

## Pre-K



WEEK 1

NAME \_\_\_\_\_

# LETTER CIRCUS

## Tracing




Directions: Trace the letters.

A	B	C	D
E	F	G	H
I	J	K	L
M	N	O	P
Q	R	S	T
U	V	W	X
Y	Z		



NAME \_\_\_\_\_

# ICE CREAM TRUCK Counting




Directions: Count the objects. Circle the total.



1  
2  
3




1  
2  
3



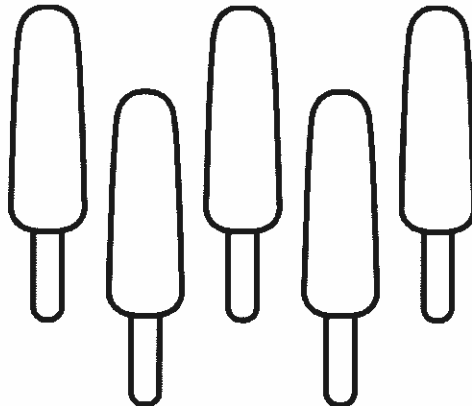
2  
3  
4



2  
3  
4



3  
4  
5



3  
4  
5

NAME \_\_\_\_\_

# LETTER CIRCUS

## Tracing




Directions: Trace the letters.




a	b	c	d
e	f	g	h
i	j	k	l
m	n	o	p
q	r	s	t
u	v	w	x
y	z	A B C D	




NAME \_\_\_\_\_




# CREEPLY CRAWLY Counting









Directions: Count the objects. Circle the total.




	<b>5</b>
	<b>6</b>
	<b>7</b>

	<b>5</b>
	<b>6</b>
	<b>7</b>

	<b>6</b>
	<b>7</b>
	<b>8</b>

	<b>6</b>
	<b>7</b>
	<b>8</b>

	<b>7</b>
	<b>8</b>
	<b>9</b>



	<b>7</b>
	<b>8</b>
	<b>9</b>

NAME \_\_\_\_\_

# DIVING FOR LETTERS

## Letter Order

Directions: Cut and paste the letters to the boxes.



A B [ ] D

E F [ ] H I [ ]

[ ] L M [ ] O [ ]

Q R S T U V

W [ ] Y Z



© The Brisky Girls

X | G | P | K | C | J | N

NAME \_\_\_\_\_

# NUMBER Order

Directions: Count the bubbles. Cut and paste in order.  
Trace the number words.







one

two

three

four









five

six

seven

eight







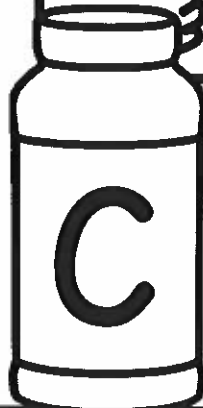

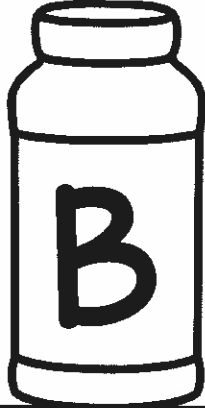




NAME \_\_\_\_\_

# BLOWING BUBBLES

## Letter Match

Directions: Cut and paste the lowercase letters to match the uppercase letters.





NAME \_\_\_\_\_




# COUNTING SCOOPS

## Number Match

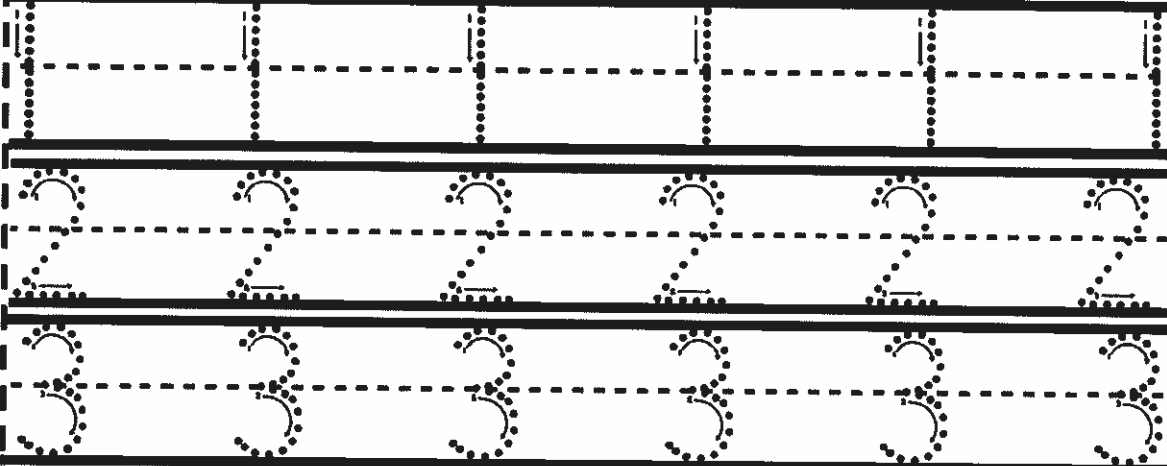
Directions: Cut and paste to match the numbers. Trace the numbers.



1		
2		
3		



© The Briskly Girls



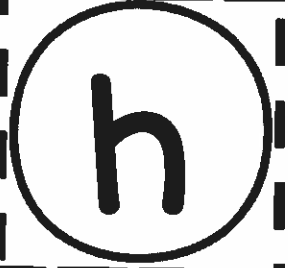
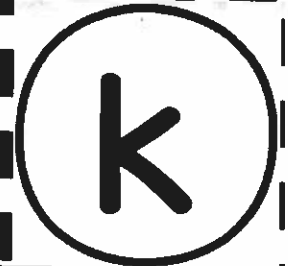





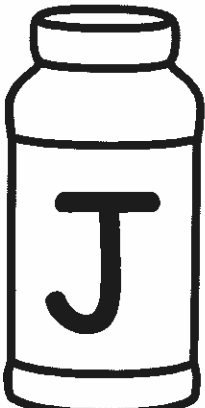



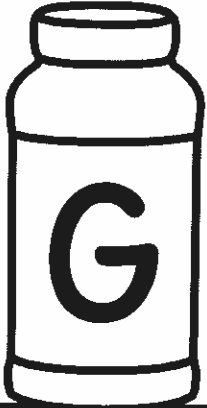


NAME \_\_\_\_\_

# BLOWING BUBBLES

## Letter Match

Directions: Cut and paste the lowercase letters to match the uppercase letters.



NAME \_\_\_\_\_




# COUNTING SCOOPS

## Number Match

Directions: Cut and paste to match the numbers. Trace the numbers.



4		
5		
6		




© The Briskly Girls

Tracing practice for numbers 4, 5, and 6. Each row contains five dashed numbers for tracing, with a solid number at the beginning of each row.

# Summer Packet

## Pre-K





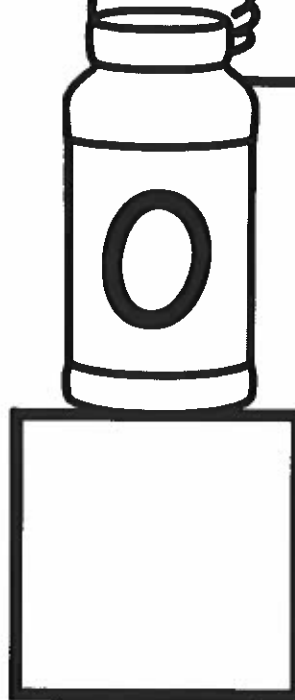
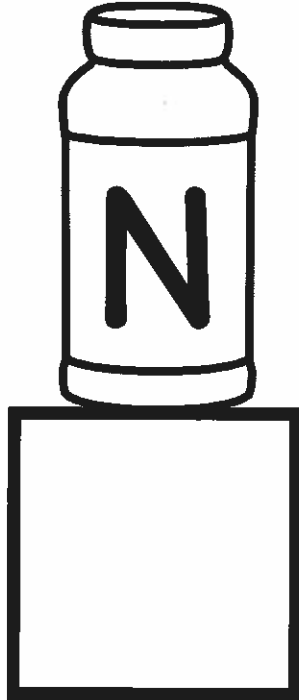

WEEK 2

NAME \_\_\_\_\_

# BLOWING BUBBLES

## Letter Match

Directions: Cut and paste the lowercase letters to match the uppercase letters.



NAME \_\_\_\_\_

# COUNTING SCOOPS

## Number Match

Directions: Cut and paste to match the numbers. Trace the numbers.



7		
---	--	--

8		
---	--	--

9		
---	--	--

© The Briskly Girls

Tracing practice for numbers 7, 8, and 9. Each row contains five dashed outlines of the number for tracing.



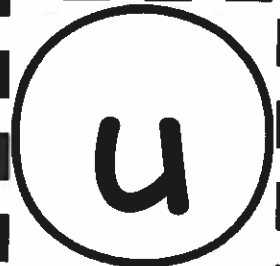








Number matching activity. It features three rows of a boy with an ice cream cone. Below each row are two dice. The top row has a 5 and a 2. The middle row has a 5 and a 2. The bottom row has a 5 and a 2.

NAME \_\_\_\_\_

# BLOWING BUBBLES

## Letter Match


Directions: Cut and paste the lowercase letters to match the uppercase letters.









NAME \_\_\_\_\_

# HUNGRY FROGS

## Find The Total



Directions: Count the flies. Circle the total.

	<p>1</p> <p>2</p> <p>3</p>		<p>1</p> <p>2</p> <p>3</p>
	<p>2</p> <p>3</p> <p>4</p>		<p>2</p> <p>3</p> <p>4</p>
	<p>3</p> <p>4</p> <p>5</p>		<p>3</p> <p>4</p> <p>5</p>


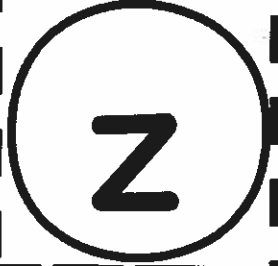







NAME \_\_\_\_\_

# BLOWING BUBBLES

## Letter Match


Directions: Cut and paste the lowercase letters to match the uppercase letters.




NAME \_\_\_\_\_

# HUNGRY FROGS


## Find The Total




Directions: Count the dots. Circle the total.




4  
5  
6




4  
5  
6




5  
6  
7



5  
6  
7



6  
7  
8




6  
7  
8


NAME \_\_\_\_\_


# SIDEWALK CHALK


## Letter Sounds

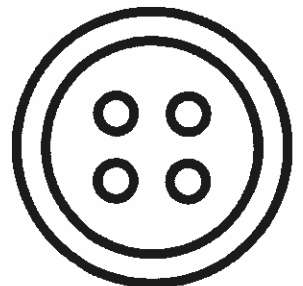




Directions: Cut and paste to match the beginning sounds.








NAME \_\_\_\_\_

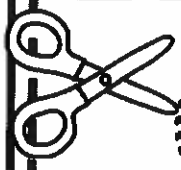
# FAST FLOATING FRIENDS

## Number Order

Directions: Cut and paste the numbers on the floats.



1	2	3	4
5	6	7	8
9	10	11	12
13	14	15	16
17	18	19	20








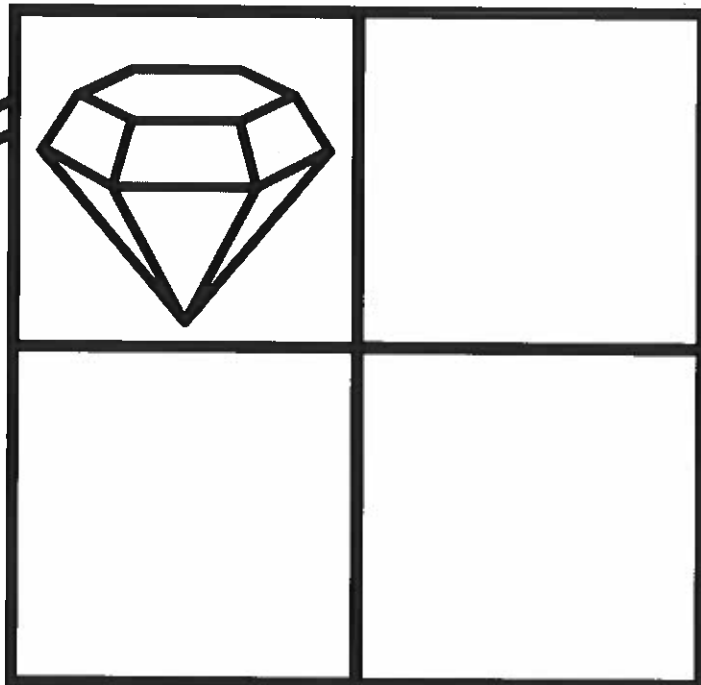


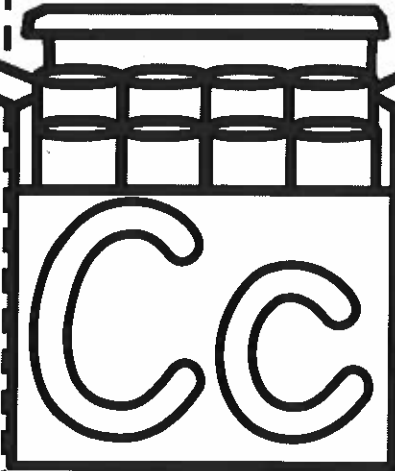
- 11
- 3
- 17
- 10
- 5
- 18
- 11
- 15

NAME \_\_\_\_\_

# SIDEWALK CHALK

## Letter Sounds

Directions: Cut and paste to match the beginning sounds.













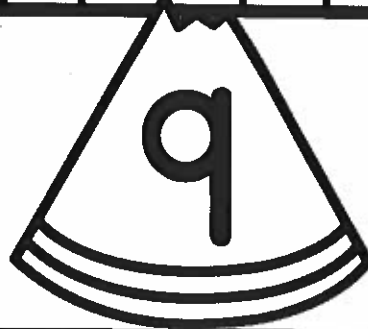







NAME \_\_\_\_\_

# JUICY WATERMELON

## Draw the Amount




Directions: Draw circles in the tens frames to match the number.

# Summer Packet

## Pre-K



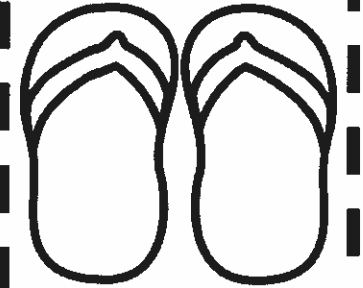
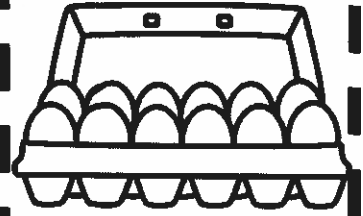


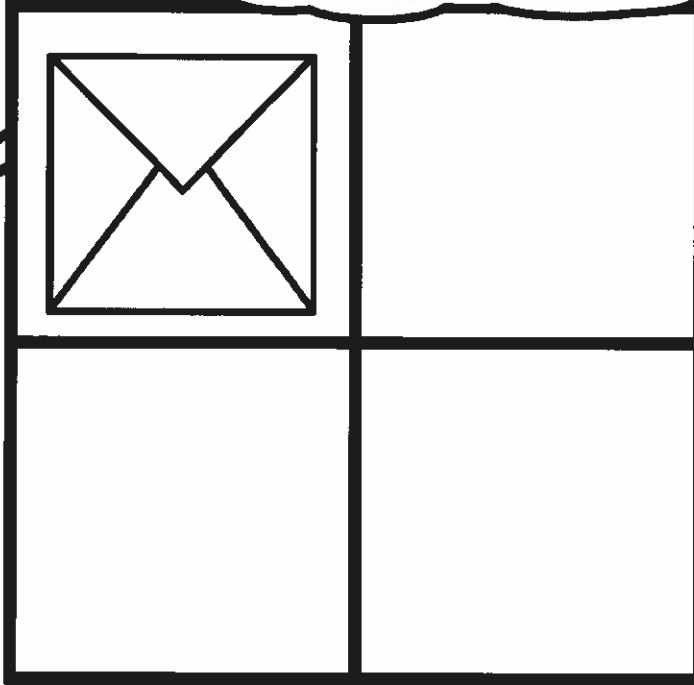



WEEK 3

NAME \_\_\_\_\_

# SIDEWALK CHALK Letter Sounds

Directions: Cut and paste  
to match the beginning sounds.






NAME \_\_\_\_\_


# ICE CREAM CONE

## Shortest to Tallest



Directions: Cut and paste the ice cream cones in order from shortest to tallest.

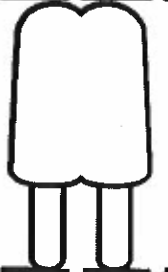



--	--	--	--



NAME \_\_\_\_\_

# HOT AND COLD Sorting









Directions: Cut and paste the pictures to their correct category.



NAME \_\_\_\_\_

# SIDEWALK CHALK Letter Sounds

Directions: Cut and paste  
to match the beginning sounds.



NAME \_\_\_\_\_

# SCAVENGER HUNT


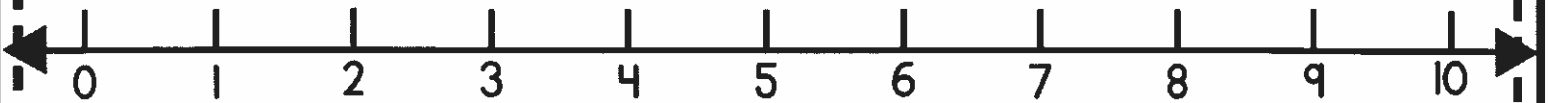
## Missing Numbers



Directions: Cut and paste the missing numbers.

11	?	13	14	?
16	?	18	?	20

© The Brisky Girls






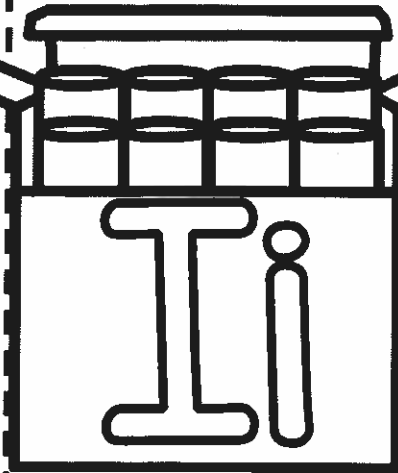



15 19 12 17

NAME \_\_\_\_\_

# SIDEWALK CHALK

## Letter Sounds

Directions: Cut and paste to match the beginning sounds.

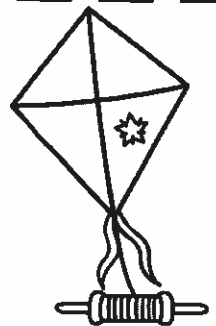








NAME \_\_\_\_\_

# SIDEWALK CHALK

## Letter Sounds

Directions: Cut and paste to match the beginning sounds.



NAME \_\_\_\_\_

# PACKING FOR CAMP

## Sorting

Directions: Cut and paste the items to the correct category.






**TAKE**

**DO NOT TAKE**

What else would you take camping?

I would take \_\_\_\_\_.


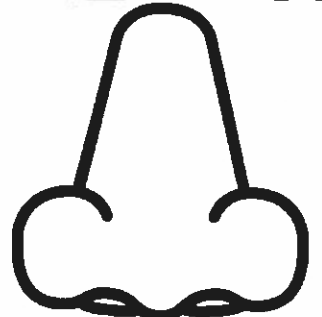





© The Brisky Girls



NAME \_\_\_\_\_

# SIDEWALK CHALK Letter Sounds

Directions: Cut and paste  
to match the beginning sounds.






NAME \_\_\_\_\_

# SCAVENGER HUNT

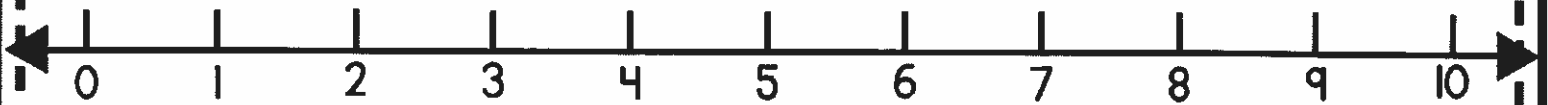
## Missing Numbers



Directions: Cut and paste the missing numbers.

1	2	?	4	?
6	?	8	?	10

© The Brisky Girls



7


3

9

5

# Summer Packet

Pre-K











WEEK 4

NAME \_\_\_\_\_

# SIDEWALK CHALK Letter Sounds

Directions: Cut and paste  
to match the beginning sounds.













NAME \_\_\_\_\_














# SWEET TREATS
















## Tens Frames













Directions: Count and write the numbers.  
Circle the side with more.

























□						
						

















□						
						
						
















□						
						
						

□						
						

□						
						

□						
						
						

□						
						
						



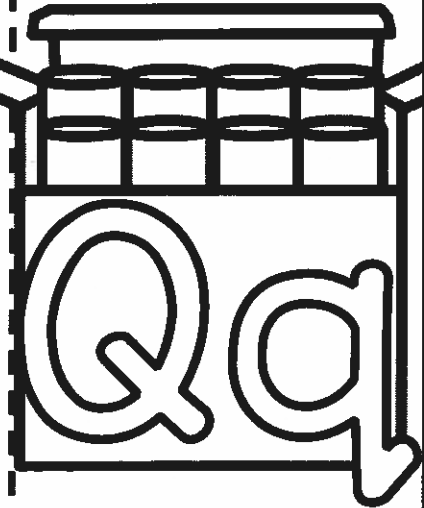


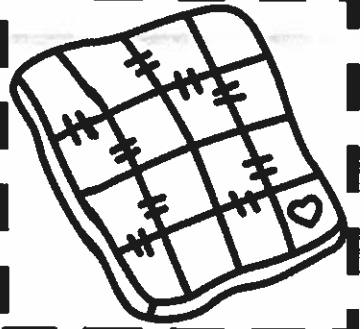
□						
						
						

NAME \_\_\_\_\_

# SIDEWALK CHALK

## Letter Sounds

Directions: Cut and paste to match the beginning sounds.



NAME \_\_\_\_\_


# COLLECTING SEASHELLS

## Draw the Amount




Directions: Draw the number of seashells in each bucket.


0 seashells




1 seashell




2 seashells





3 seashells



4 seashells



5 seashells






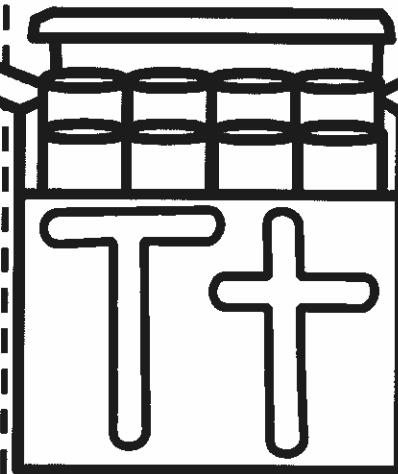




NAME \_\_\_\_\_

# SIDEWALK CHALK

## Letter Sounds

Directions: Cut and paste to match the beginning sounds.



NAME \_\_\_\_\_


# COLLECTING SEASHELLS

## Draw The Amount




Directions: Draw the number of seashells in each bucket.


5 seashells




6 seashells




7 seashells





8 seashells



9 seashells



10 seashells








NAME \_\_\_\_\_


# SIDEWALK CHALK Letter Sounds







Directions: Cut and paste  
to match the beginning sounds.








	




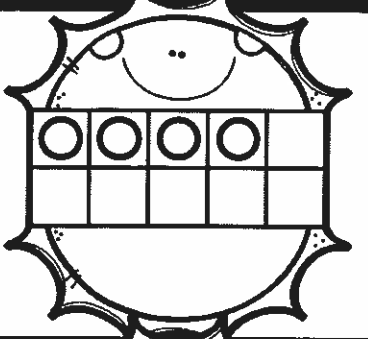
NAME \_\_\_\_\_


# TRACING PRACTICE



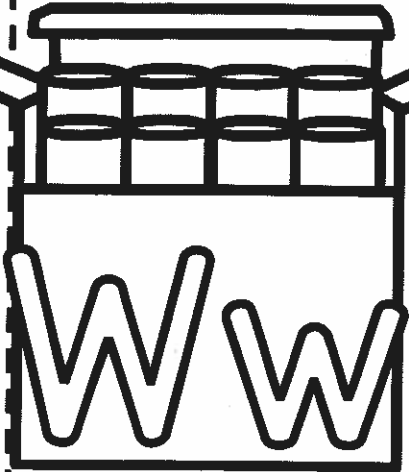





NAME \_\_\_\_\_


# SIDEWALK CHALK


## Letter Sounds




Directions: Cut and paste to match the beginning sounds.



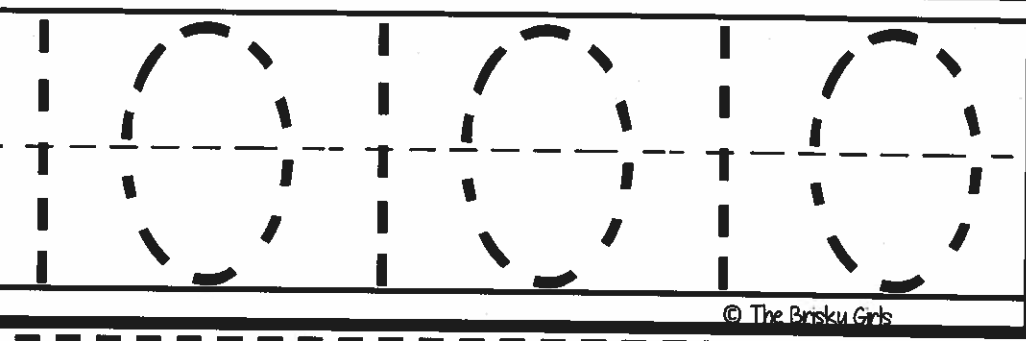

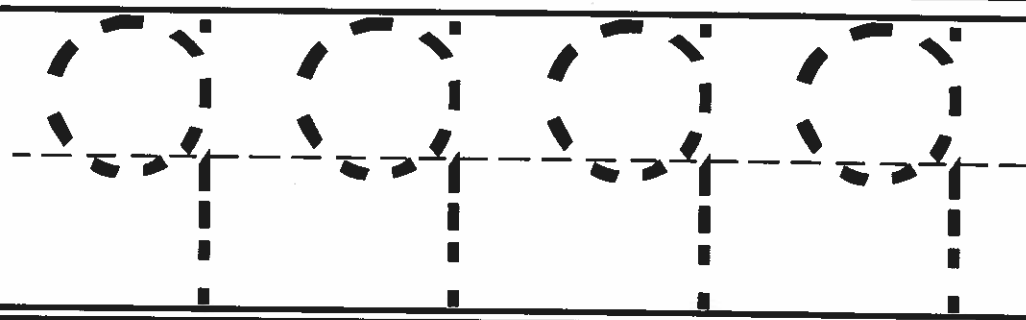

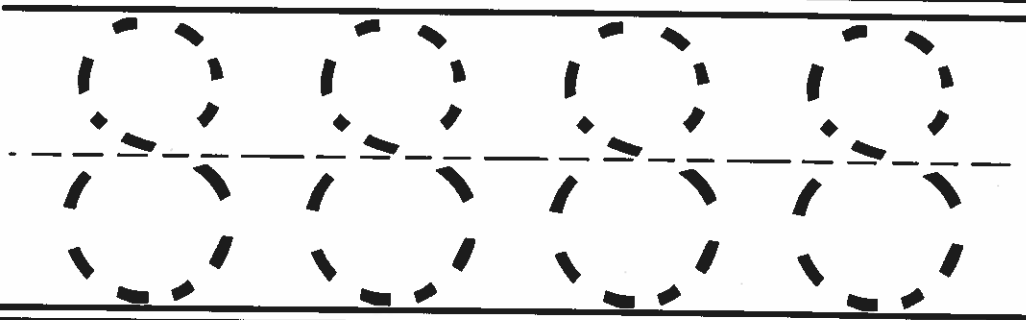
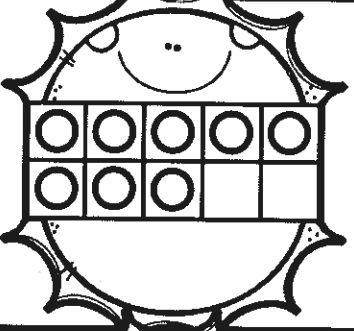
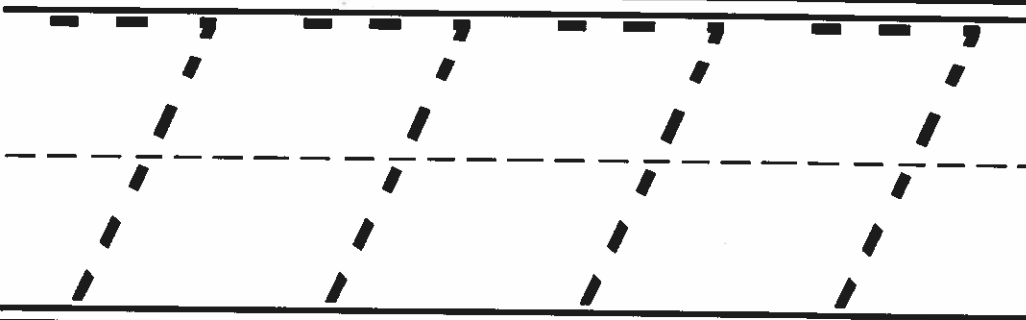
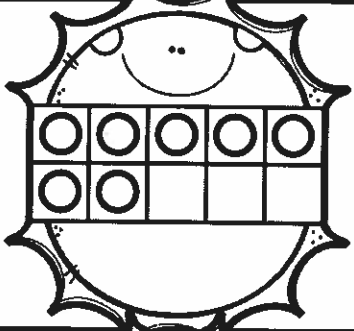
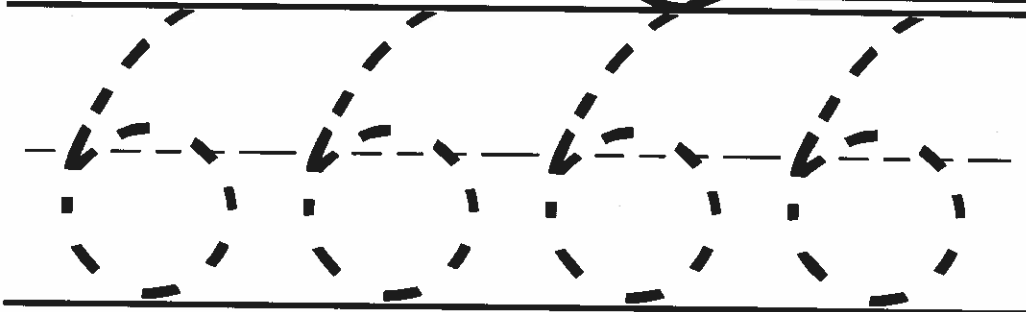
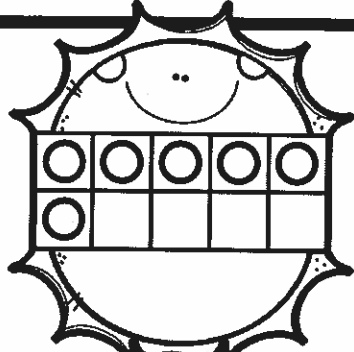






NAME \_\_\_\_\_

# TRACING PRACTICE



# Summer Packet

Pre-K



WEEK 5


NAME \_\_\_\_\_

# SIDEWALK CHALK Letter Sounds


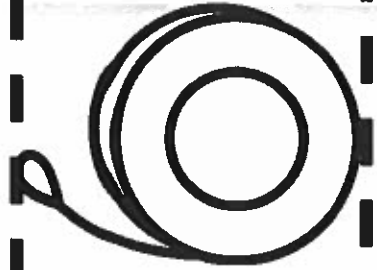
Directions: Cut and paste  
to match the beginning sounds.



A simple line drawing of a mountain range with a sun in the sky above. The letter 'M' is written in the center of the mountains.	



A cartoon illustration of a zebra standing and facing right.	



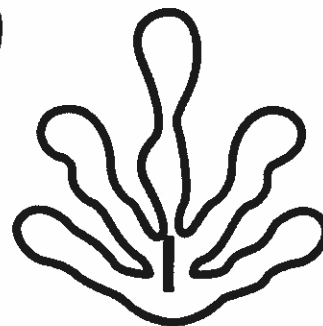









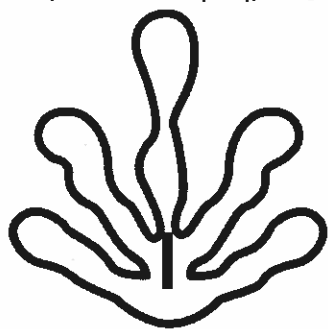



NAME \_\_\_\_\_

# UNDER THE SEA

## Roll and Color

Directions: Roll a die and color a picture that matches.  
Try to roll until all are colored.











NAME \_\_\_\_\_


# SUMMERTIME

Directions: Cut and paste the pictures to match the rhymes.

## Rhymes



© The Brisky Girls






NAME \_\_\_\_\_

# SUNNY SKIES

## Numbers 1-15




Directions: Trace the numbers  
and color by code.



= YELLOW



= ORANGE



**BONUS!**  
Write the  
color  
pattern.








\_\_\_\_\_> \_\_\_\_\_> \_\_\_\_\_>

NAME \_\_\_\_\_


# SUMMERTIME

Directions: Cut and paste the pictures to match the rhymes.


## Rhymes



© The Briskly Girls



NAME \_\_\_\_\_



# TRACING Numbers 1-20

Directions: Trace the numbers.

1	2	3	4
5	6	7	8
9	10	11	12
13	14	15	16
17	18	19	20

Directions: Use the dauber to dab the correct letter.

Name \_\_\_\_\_

Aa

# CAMP letter SEARCH




A collection of letters in circles scattered around the boy. The letters are: A, a, S, a, a, N, A, a, A, h, a, a, a, t, l, c, a, A, a, j, z, a, b, a, m, b, a, a, a.

How many did you find?

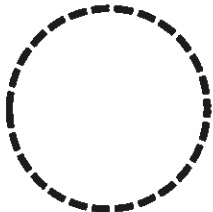


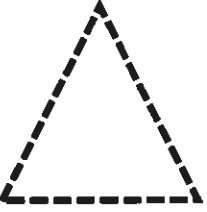
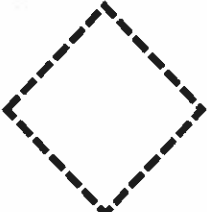

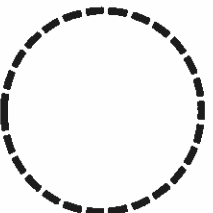


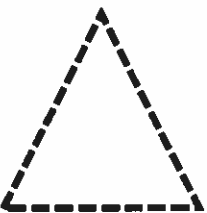
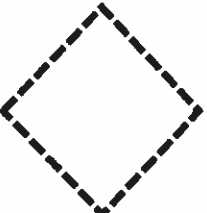
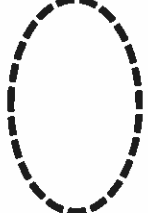
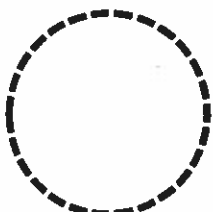


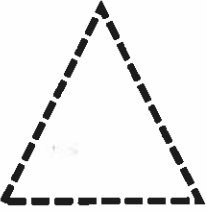
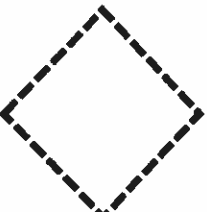
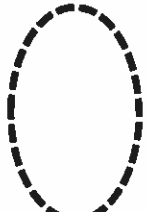
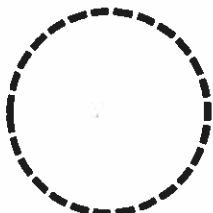


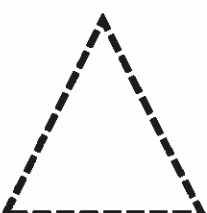
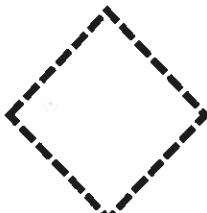

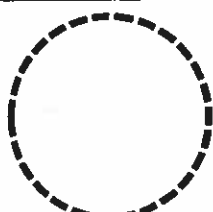


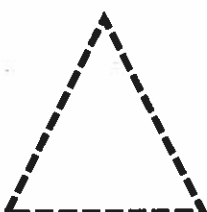
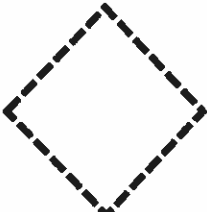







\_\_\_\_\_

Name \_\_\_\_\_

# ROLL and WRITE



Directions: Roll the die, trace the shape in that column.

Directions: Use the dauber to dab the correct letter.

Name \_\_\_\_\_



# CAMP letter SEARCH



A collection of letters in circles for a search activity. The letters are: L, a, u, L, I, B, Z, L, A, N, L, Z, C, L, Y, L, L, I, I, g, L, L, L, j, s.

How many did you find?

\_\_\_\_\_

Name \_\_\_\_\_


# COUNTING SETS

Directions: Count the sets and write the number in the box.



# Summer Packet

## Pre-K



WEEK 6



Directions: Use the dauber to dab the correct letter.

Name \_\_\_\_\_

Ss

# I SCREAM for LETTERS



A collection of 25 circles, each containing a letter. The letters are: S, S, I, B, S, O, S, A, S, X, K, S, g, S, B, N, S, S, j, g.

How many did you find?  
\_\_\_\_\_

Name \_\_\_\_\_

# COUNTING SETS



Directions: Count the sets and write the number in the box.

Directions: Use the dauber to dab the correct letter.

Name \_\_\_\_\_

Ff

# I SCREAM for LETTERS



F

f

F

f

T

+

F

f

U

I

G

F

J

F

m

G

Z

s

g

f

F

f

f

F

k

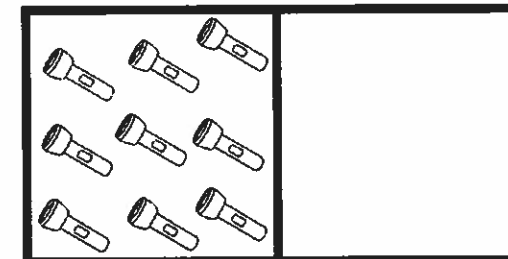

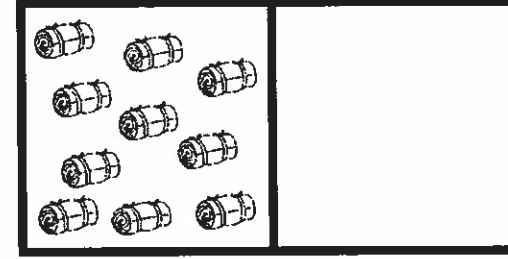
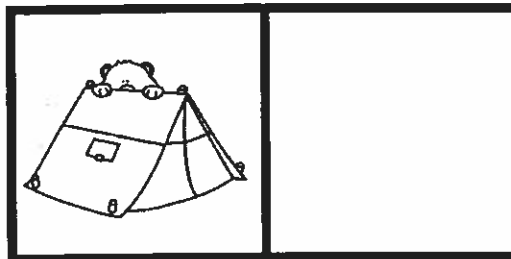
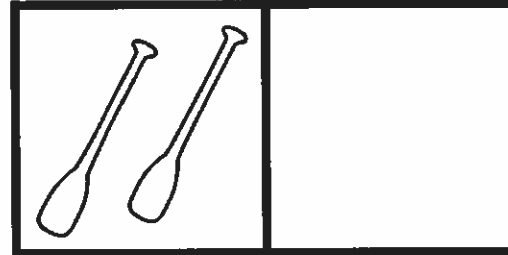
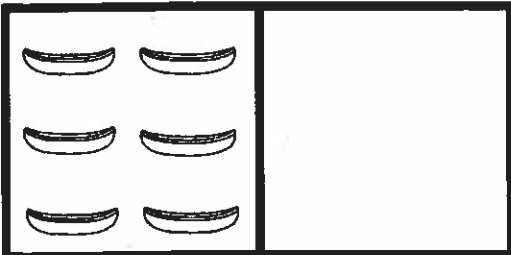
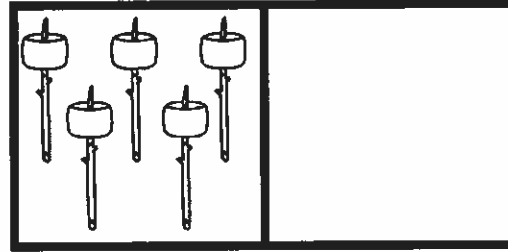

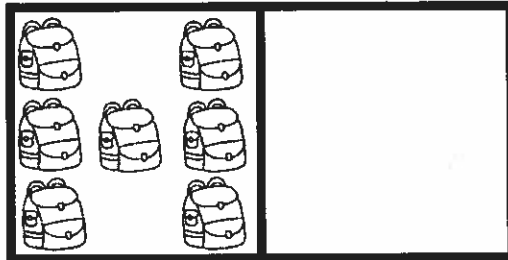
s

How many did you find?  
\_\_\_\_\_

Name \_\_\_\_\_

# COUNT and MATCH

Directions: Count and glue correct number with the set.



10

7

2

5

3

1

6

8

4

9

Directions: Use the dauber to dab the correct letter.

Name \_\_\_\_\_

Uu

# PICNIC Of LETTERS



U

u

U

L

d

R

u

L

Z

u

A

u

u

T

W

V

S

S

B

U

U

U

u

u

m

s

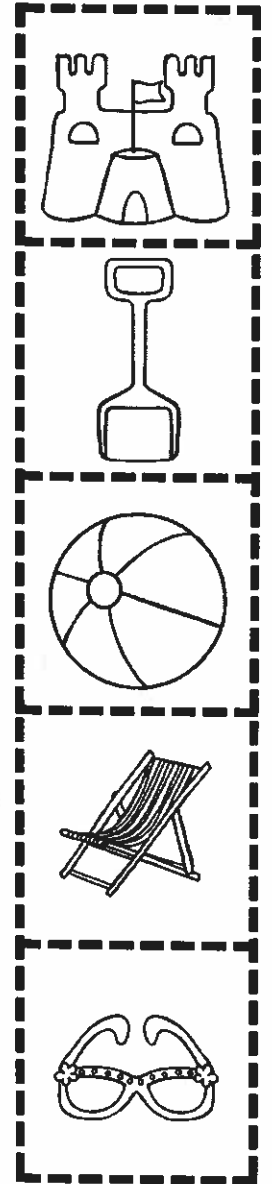
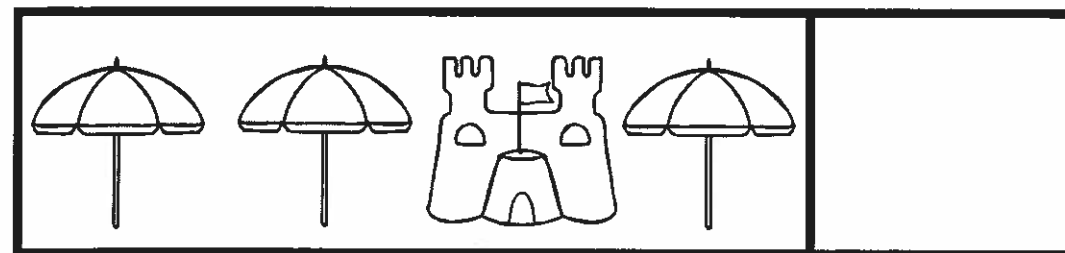

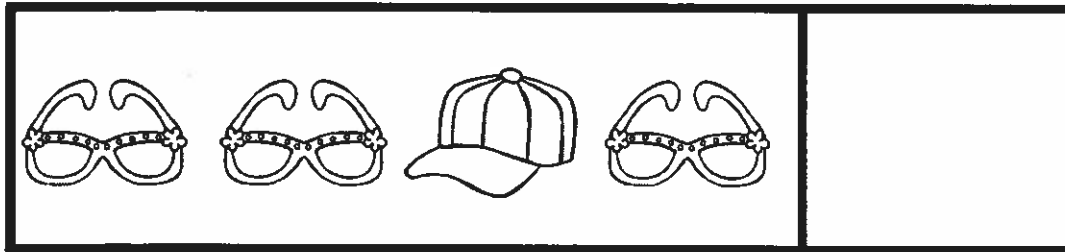


How many did you find?

\_\_\_\_\_

Name \_\_\_\_\_

# SUMMER PATTERNS

Directions: Cut and glue what comes next in the pattern.



Directions: Use the dauber to dab the correct letter.

Name \_\_\_\_\_

Vv

# PICNIC Of LETTERS



T

L

V

V

V

S

A

V

V

A

V

D

V

V

O

I

t

X

V

V

H

v

V

T

L

F







How many did you find?

\_\_\_\_\_

Name \_\_\_\_\_

# PICNIC PATTERNS

Directions: Cut and glue what comes next in the pattern.





Name: \_\_\_\_\_

# 2 or 3 Letters?



Directions: Cut out the apples at the bottom of the page.

Count the number of letters in each word. Sort and paste the words above the correct basket.

**2**  
**Letters**

**3**  
**Letters**

©Annie Moffatt @ The Moffatt Girls 2014

me

the

at

you

in

be

big

to

see

is

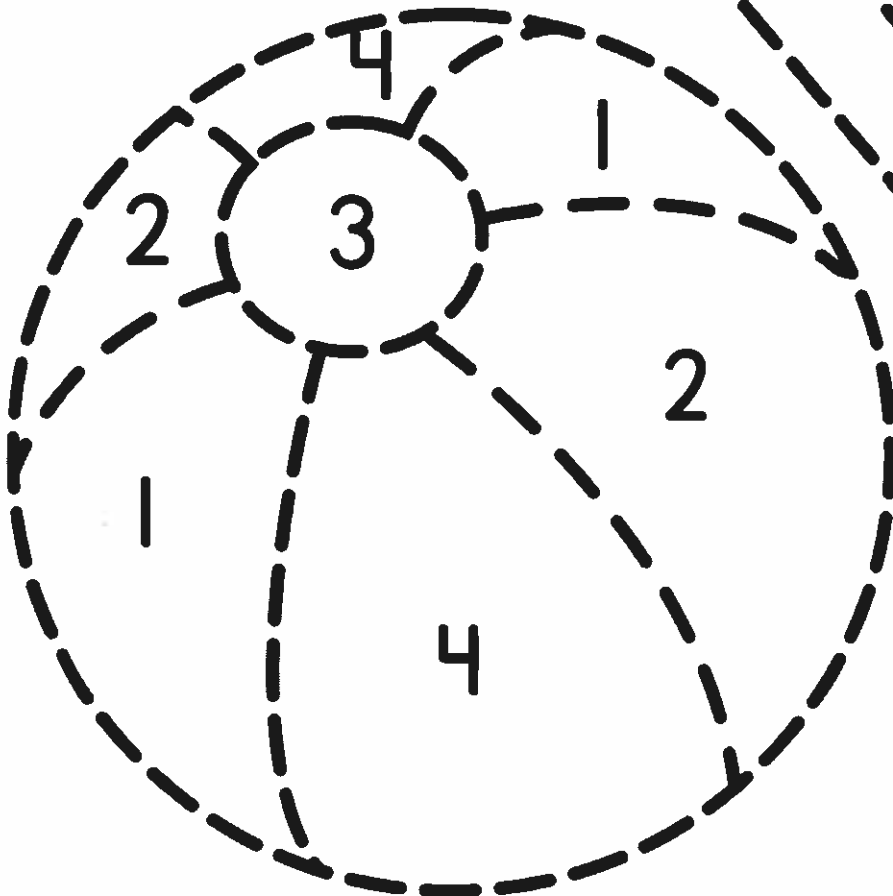
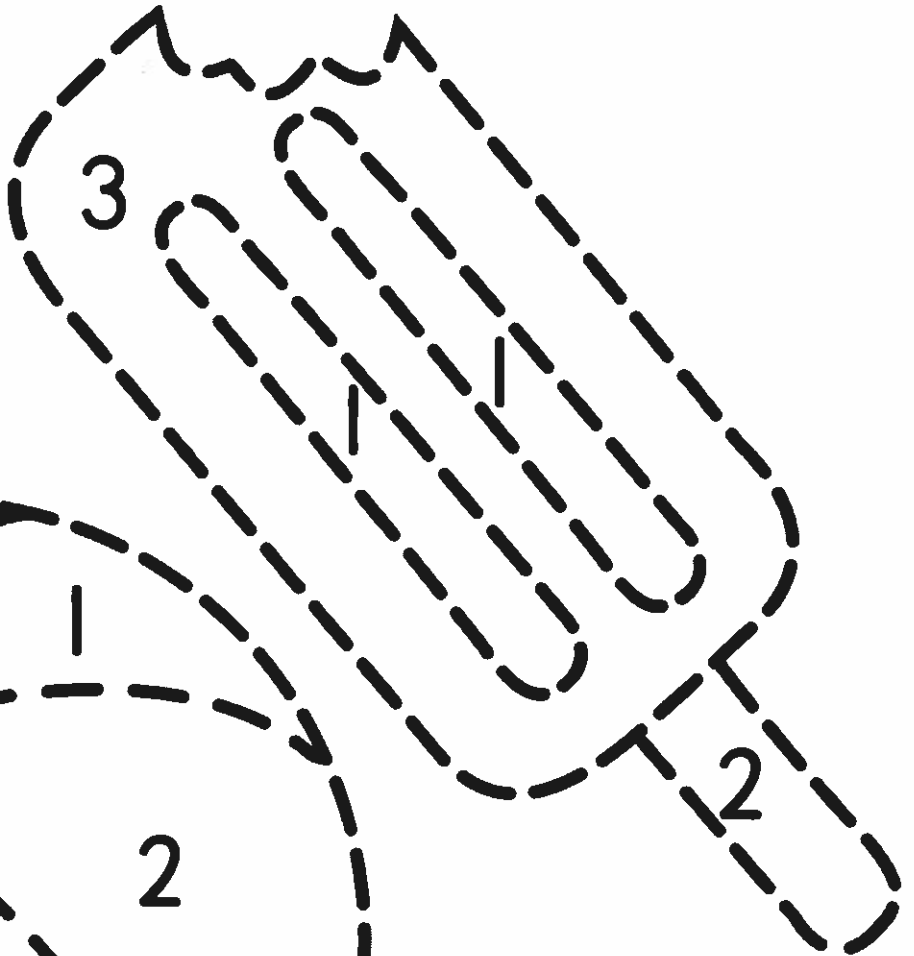
did

can

NAME \_\_\_\_\_


# SUMMER FUN

## Trace and Color



# Summer Packet

## Pre-K



WEEK 7

Directions: Use the dauber to dab the correct letter.

Name \_\_\_\_\_

Qq

# DIGGING LETTERS

Up





A collection of letters in circles scattered around the boy. The letters include: a, Q, M, q, a, Q, A, s, T, q, T, Q, a, y, q, q, q, R, q, L, h, Q.

How many did you find?  
\_\_\_\_\_

Name \_\_\_\_\_

Directions: Use a paperclip and pencil to make a spinner. Spin the clip and color a bucket with the same number.

# SPIN and COLOR



Directions: Use the dauber to dab using the code below.

Name \_\_\_\_\_

Uppercase: Red  
Lowercase: Blue

# I SCREAM for LETTERS



T

G

m

j

M

B

S

R

L

Z

p

f

O

R

K

D

E

C

m

t

F

h

D

Q

E

H

K

Name \_\_\_\_\_

# WHAT COMES **NEXT?**



Directions: Write the number that comes next.

1, 2, \_\_\_\_\_

8, 9, \_\_\_\_\_

6, 7, \_\_\_\_\_

4, 5, \_\_\_\_\_

3, 4, \_\_\_\_\_

7, 8, \_\_\_\_\_

2, 3, \_\_\_\_\_

5, 6, \_\_\_\_\_





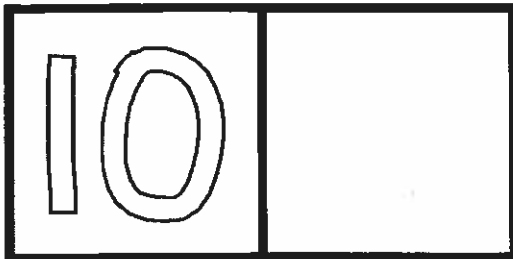

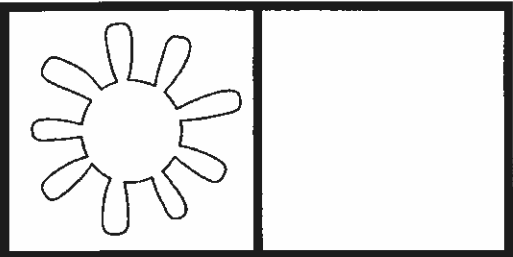




9, 10, \_\_\_\_\_

10, 11, \_\_\_\_\_

Name \_\_\_\_\_

# RHYME TIME


Directions: Cut and glue the pictures that rhyme.





Name \_\_\_\_\_

# COLOR by NUMBER



Code:


- 11 Red
- 12 Blue
- 13 Brown
- 14 Black
- 15 Green
- 16 Pink
- 17 Yellow

Directions: Use the dauber to dab the correct letter.

Name \_\_\_\_\_

Rr

# I SCREAM for LETTERS



R

S

r

r

r

M

P

Z

R

A

O

R

R

r

r

V

B

K

D

R

R

r

R

X

E

r


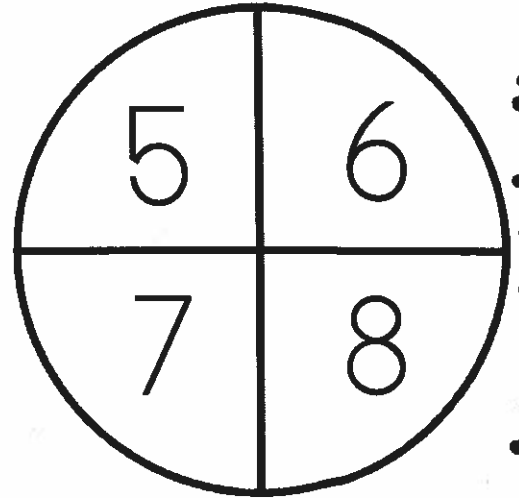
How many did you find?

\_\_\_\_\_

Name \_\_\_\_\_

Directions: Use a paperclip and pencil to make a spinner. Spin the clip and color a bucket with the same number.











# SPIN and COLOR



Name: \_\_\_\_\_


\_\_\_\_\_

What is the beginning sound?

	<p>g</p> <p>h</p>		<p>e</p> <p>u</p>
	<p>n</p> <p>m</p>		<p>q</p> <p>p</p>
	<p>w</p> <p>t</p>		<p>q</p> <p>n</p>
	<p>a</p> <p>f</p>		<p>k</p> <p>l</p>
	<p>z</p> <p>e</p>		<p>d</p> <p>y</p>

NAME \_\_\_\_\_

# HOW TO build a SAND CASTLE



Sequencing

Directions: Cut and paste the pictures in order.

First

Next

Last

1

2

3


© The Brisky Girls



add water




dump pails



scoop sand

# Summer Packet

## Pre-K



WEEK 8

Name \_\_\_\_\_


# SORTING LETTERS

Directions: Cut and glue the letter in the correct box.

Aa







Ee

A

E

e

a

a

A

a

E

NAME \_\_\_\_\_

# COLOR BY DOTS



1



2




3



4



5





Name \_\_\_\_\_

# SORTING LETTERS

Directions: Cut and glue the letter in the correct box.

Ff





Hh

h

f

F

H

f


F

h

H

NAME \_\_\_\_\_

# HOW TO make LEMONADE



## Sequencing

Directions: Cut and paste the pictures in order.

First

Next

Last

1

2

3

© The Brisky Girls



drink



squeeze lemons





add sugar & water

Name \_\_\_\_\_

# SORTING LETTERS

Directions: Cut and glue the letter in the correct box.

Q q


Gg

G

G

Q

gg

Q


g

q

q

Name \_\_\_\_\_

# WHAT COMES **NEXT?**



Directions: Write the number that comes next.

12, 13, \_\_\_\_

17, 18, \_\_\_\_

16, 17, \_\_\_\_

14, 15, \_\_\_\_

13, 14, \_\_\_\_

19, 20, \_\_\_\_

11, 12, \_\_\_\_

15, 16, \_\_\_\_

18, 19, \_\_\_\_

20, 21, \_\_\_\_

Name \_\_\_\_\_

# SORTING LETTERS

Directions: Cut and glue with the correct cone.

Uppercase




Lowercase




b

m

D

I

J

a

L

i

Name \_\_\_\_\_

# NUMBER WRITING

Directions: Trace the numbers 1-20.



Name: \_\_\_\_\_

# Letter Sorting



Directions: Cut out the letters at the bottom. Sort them by uppercase and lowercase letters. Glue them in the box above the correct basket.

Uppercase  
Letters  
ABC

Lowercase  
Letters  
abc

a	B	F	g	M	t	b
B	D	h	d	R	f	T
r	Q	J	i	H	I	L

NAME \_\_\_\_\_

# LIFE CYCLE OF A HONEY BEE

## Sequencing

Directions: Cut and paste the pictures in order.

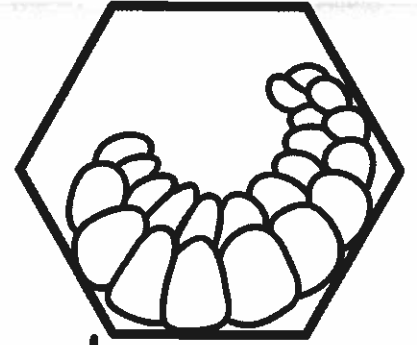


1


2

3

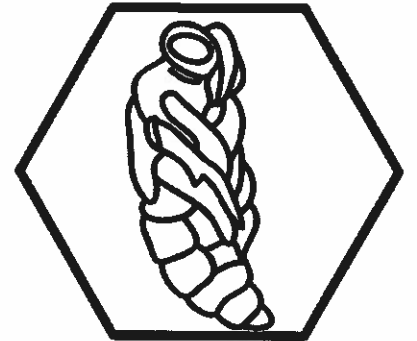
4



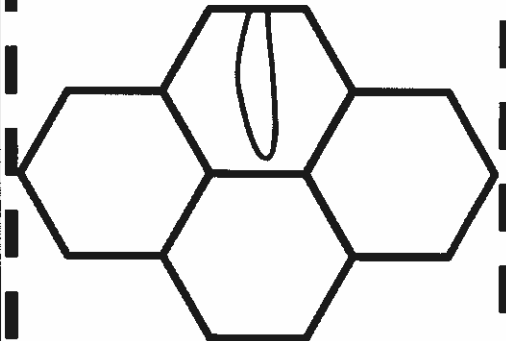
larva



adult



pupa




egg



# Summer Packet


Pre-K



WEEK 9

Name \_\_\_\_\_

# WHAT COMES **NEXT?**



Directions: Write the letter that comes next.

W, X, \_\_\_\_\_

G, H, \_\_\_\_\_

C, D, \_\_\_\_\_

J, K, \_\_\_\_\_

S, T, \_\_\_\_\_

E, F, \_\_\_\_\_

D, E, \_\_\_\_\_

R, S, \_\_\_\_\_

P, Q, \_\_\_\_\_

N, O, \_\_\_\_\_

Name \_\_\_\_\_


# NUMBER WRITING

Directions: Trace the numbers 1-20.




Name \_\_\_\_\_


# SAY and CIRCLE



Directions: Say the name and circle the beginning sound.



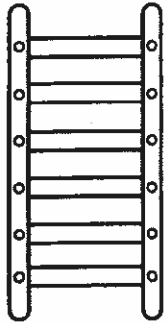
b  
s




r  
m



f  
g




s  
l



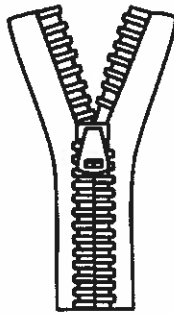
x  
r




l  
k



a  
c



z  
y



d  
b



p  
i



u  
o

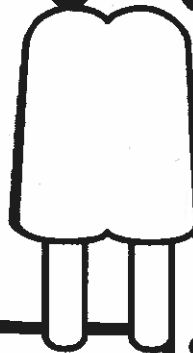


s  
r

Name \_\_\_\_\_

# FIND, COLOR and COUNT

Directions: Find and color each shape the same color. Count the number of shapes you find.



A large rectangular area containing various geometric shapes for a search activity. The shapes include squares, rectangles, circles, ovals, and diamonds. In the center, there is a cartoon crocodile wearing a hat and holding a star, standing next to a lighthouse. The entire scene is framed by a decorative border of black dots.

Name \_\_\_\_\_

# WHAT COMES NEXT?



Directions: Write the letter that comes next.

a, b, \_\_\_\_\_

h, i, \_\_\_\_\_

p, q, \_\_\_\_\_

m, n, \_\_\_\_\_

s, t, \_\_\_\_\_

b, c, \_\_\_\_\_

l, m, \_\_\_\_\_

x, y, \_\_\_\_\_













q, r, \_\_\_\_\_

t, u, \_\_\_\_\_

Name \_\_\_\_\_

# POPSICLE COLORING



Directions: Color the popsicle the correct color.



Name \_\_\_\_\_

# SAY and WRITE


Directions: Say the name and write the beginning sound.



\_\_\_\_\_

.....


\_\_\_\_\_



\_\_\_\_\_

.....

\_\_\_\_\_



\_\_\_\_\_

.....


\_\_\_\_\_



\_\_\_\_\_

.....


\_\_\_\_\_



\_\_\_\_\_

.....

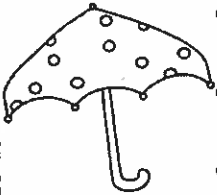
\_\_\_\_\_



\_\_\_\_\_

.....

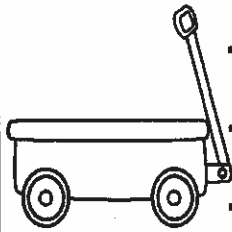
\_\_\_\_\_



\_\_\_\_\_

.....


\_\_\_\_\_



\_\_\_\_\_

.....


\_\_\_\_\_



\_\_\_\_\_

.....


\_\_\_\_\_



\_\_\_\_\_

.....

\_\_\_\_\_



\_\_\_\_\_

.....

\_\_\_\_\_



\_\_\_\_\_

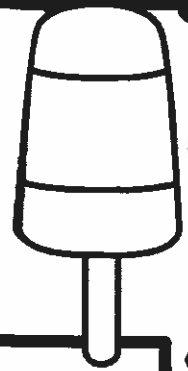
.....

\_\_\_\_\_






Name \_\_\_\_\_

# FIND, COLOR and COUNT



Directions: Find and color each shape the same color. Count the number of shapes you find.

					
---	--	---	--	---	--










A large rectangular area containing various geometric shapes: rectangles of different sizes and orientations, circles of different sizes, and triangles of different sizes and orientations. In the bottom left corner, there is a cartoon crocodile wearing a hat and holding a beach ball.

Name: \_\_\_\_\_



# What's at the Beginning?

Directions: Color the letter that you hear at the beginning of each word.



NAME \_\_\_\_\_

# COLOR BY DOTS



1



2




3



4




5



# Summer Packet

## Pre-K



WEEK 10



Name \_\_\_\_\_

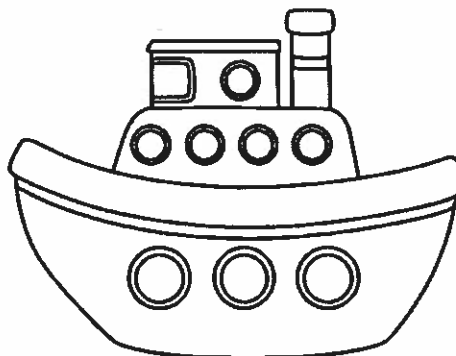

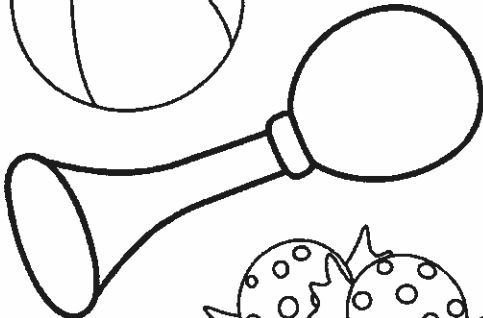
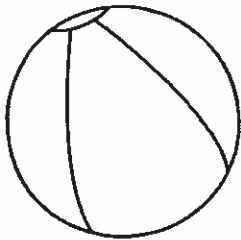



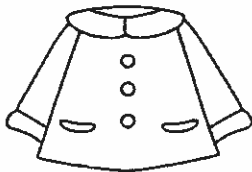

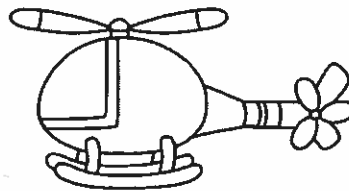
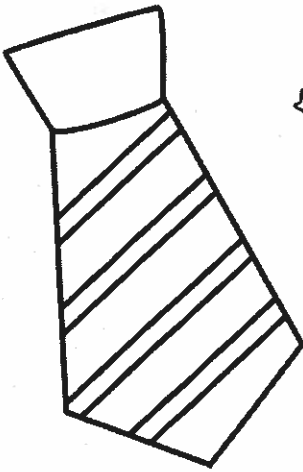
# FIND, COLOR and COUNT

Directions: Find the pictures with same beginning sound, color and count how many you found.

B

T

H



Name \_\_\_\_\_

# COLOR by NUMBER

Directions: Color using the code.

Code:

- 1 blue
- 2 red
- 3 green
- 4 brown
- 5 yellow



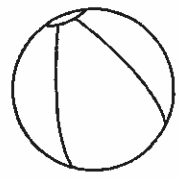
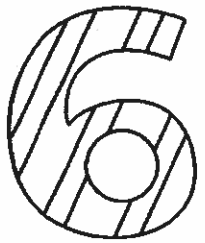
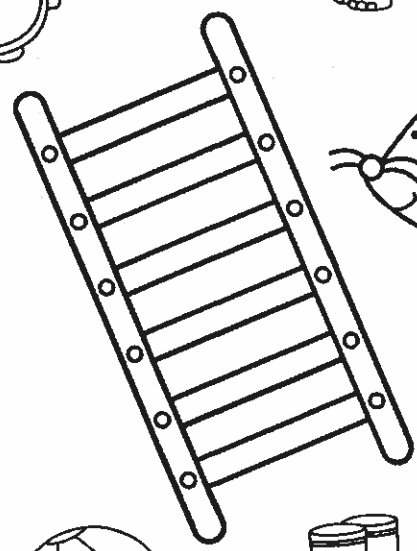





Name \_\_\_\_\_

# FIND, COLOR and COUNT



Directions: Find the pictures with same beginning sound, color and count how many you found.


S		L		M	
---	--	---	--	---	--



Name \_\_\_\_\_


# COLOR by NUMBER

Directions: Color using the code.



Code:











- |         |          |
|---------|----------|
| 1 blue  | 5 yellow |
| 2 red   | 6 black  |
| 3 green | 7 pink   |
| 4 brown | 8 purple |





Name: \_\_\_\_\_

What is the beginning sound?

	<p>g</p> <p>h</p>		<p>e</p> <p>u</p>
	<p>n</p> <p>m</p>		<p>q</p> <p>p</p>
	<p>w</p> <p>t</p>		<p>q</p> <p>n</p>
	<p>a</p> <p>f</p>		<p>k</p> <p>l</p>
	<p>z</p> <p>e</p>		<p>d</p> <p>y</p>



# Missing Numbers

Name: \_\_\_\_\_

Directions: Neatly write the missing number in each box. Check to make sure you did not flip any numbers or write backwards!


1		3		5
	7	8		10
11			14	
	17	18		20
	22		24	
26		28		



Name: \_\_\_\_\_

## Practice Beginning Letter Sounds


Say the name of the picture and circle the letter that matches the beginning sound.




b c v




q u t




g d f



o t v




h e k



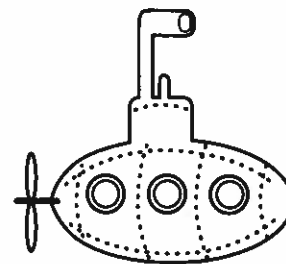
e j n



m p h



n r w

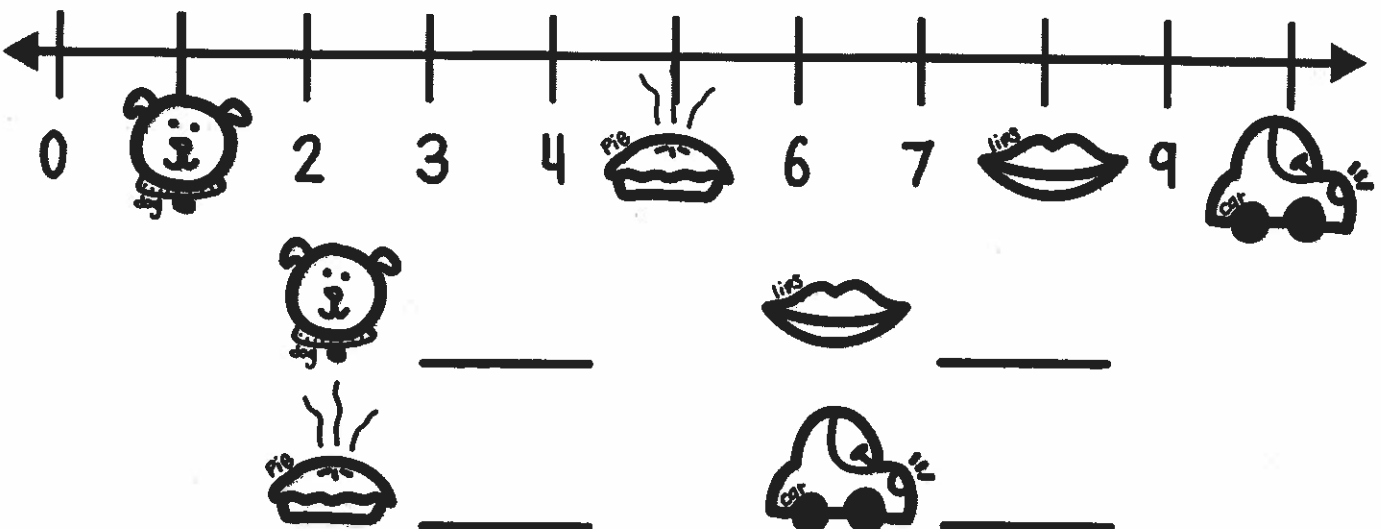
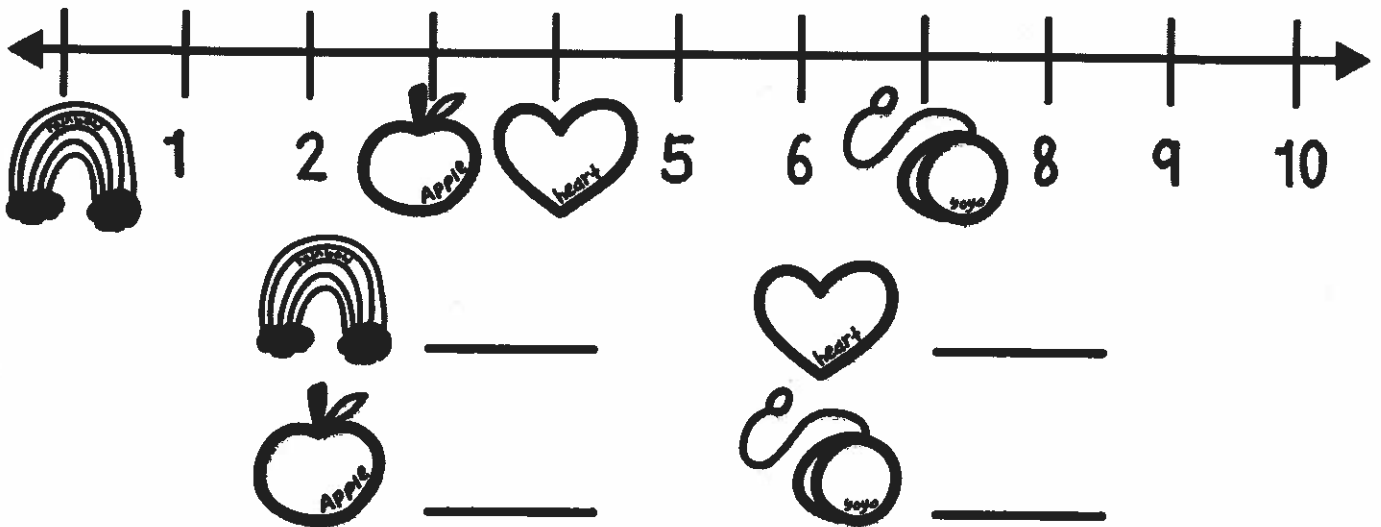


s z o

Name \_\_\_\_\_

Date \_\_\_\_\_

# Find the Missing Numbers



# Compare the Numbers

1-10

Directions: Use > < and = to compare the numbers

Name: \_\_\_\_\_

9

1

5

8

3

5

9

9

10

10

6

4

9


8


7

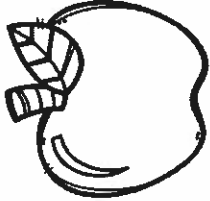
10

# syllable QUICK COUNT!


Colour in the number to show how many syllables are in the word.

	1	2	3
---	---	---	---


	1	2	3
---	---	---	---

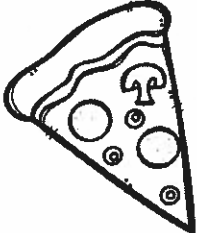
	1	2	3
--	---	---	---

	1	2	3
---	---	---	---


	1	2	3
---	---	---	---


	1	2	3
---	---	---	---


	1	2	3
---	---	---	---


	1	2	3
--	---	---	---


	1	2	3
---	---	---	---


	1	2	3
---	---	---	---

	1	2	3
---	---	---	---

	1	2	3
---	---	---	---

	1	2	3
--	---	---	---

	1	2	3
---	---	---	---

	1	2	3
---	---	---	---

