



THANK YOU FOR YOUR PURCHASE

THANK YOU FOR PURCHASE. I HOPE THIS PRODUCT IS USEFUL FOR YOUR CLASSROOM!

IF YOU HAVE ANY ISSUES OR FIND A DISCREPANCY PLEASE CONTACT ME DIRECTLY

VIA EMAIL AT: JACQUELINE@THELITTLELADYBUGSHOP.COM

TERMS OF USE



- ALL PAGES OF THIS PACKET ARE COPYRIGHTED. © THE LITTLE LADYBUG SHOP®
- YOU MAY NOT CREATE ANYTHING TO SELL OR SHARE BASED ON THIS PACKET.
- THIS PACKET IS FOR SINGLE USE ONLY.
- DO NOT SHARE WITH COLLEAGUES. IF THEY LIKE THIS PACKET, PLEASE HAVE THEM VISIT MY STORE OR SITE: WWW.THELITTLELADYBUGSHOP.COM
- PLEASE DO NOT POST THIS OR ANY RESOURCE ONLINE ON ANY SHARING SITES INCLUDING SCHOOL WEBSITES, WIKIS, GOOGLE DRIVE.
- IF YOU HAVE ANY QUESTIONS PLEASE CONTACT ME DIRECTLY - [HERE](#)


FIND ME ON SOCIAL MEDIA

LET'S CONNECT. YOU CAN SIGN UP FOR MY FREE RESOURCE LIBRARY WHICH INCLUDES MONTHLY SUBSCRIBER FREEBIES, AND SO MUCH MORE. CLICK BELOW.

[CLICK HERE TO GAIN ACCESS](#)

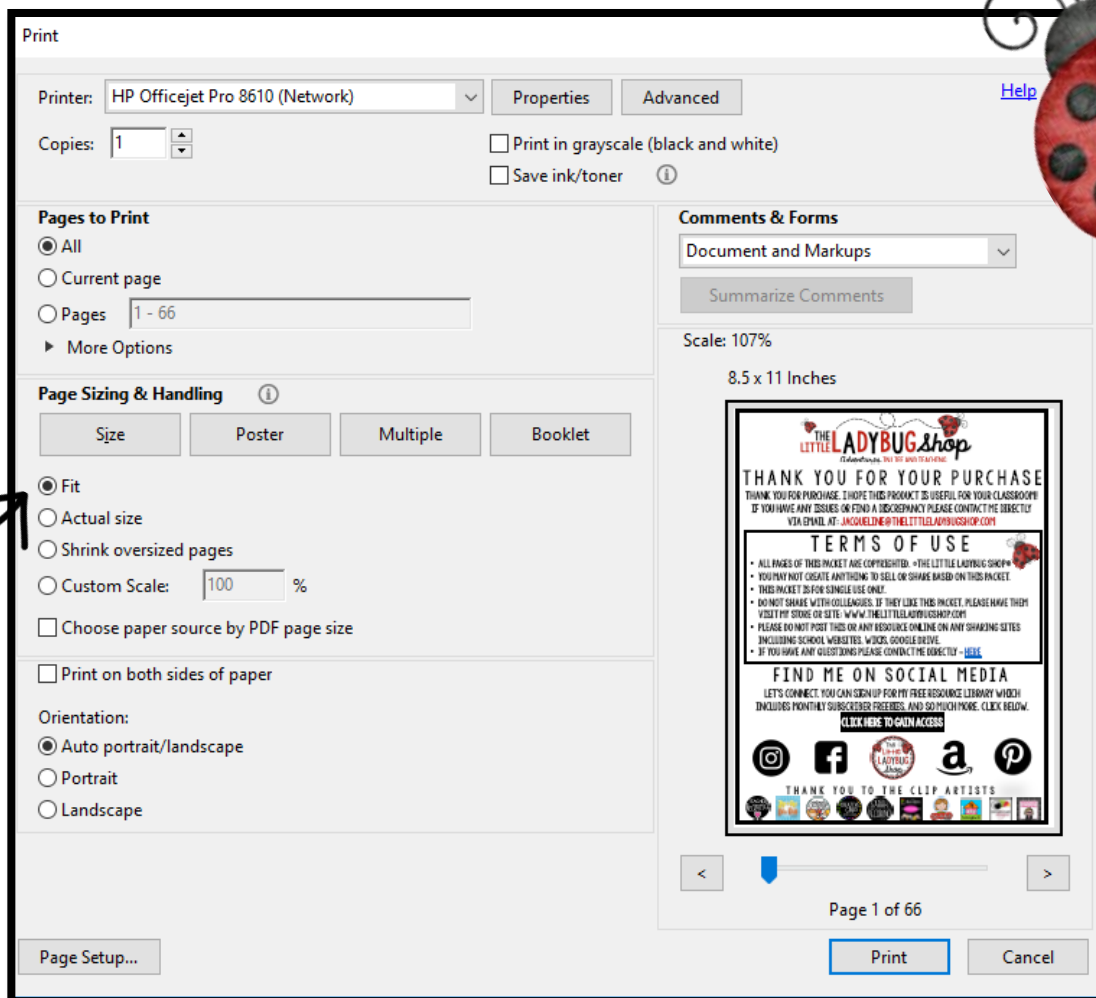


THANK YOU TO THE CLIP ARTISTS



Kindly Read For Helpful Printing Tips

1. Always make sure you download product to the newest adobe pdf reader.
2. When printing you can select which pages you want to print. I always provide easier printing pages to save ink [black and white versions].
3. Select: **Fit Print** to fill up the entire page and not leave white border. I always test to see if I like the actual size or fit. Each computer & printer is different, so test a page first 😊



If you have any issues or find a discrepancy please contact me via email at: Jacqueline@thelittleladybugshop.com

TEACHER HELPFUL INFO

Thank you for your purchase. I hope you find this packet helpful for your students to use over the summer. In 2020 due to Covid-19 I have added the student digital pages as a bonus to this packet. You can download the STUDENT ONLY Google Slides pages on the *following page*.

Teacher Tips

1. I would print off the copies (Writing) front to back to save paper. I would print the (Reading) pages and place Cover on the front for students to record their info.
2. Remind students that if they complete and return the first week of the next school year to you, you will issue rewards (I attached what I used in the packet). Many teachers find out who their students are for the next school year and go pass out to them for a jump start for next school year. However, you can pass out to your current students to help them prepare for the next year. My parents loved that I sent this home.
3. I provided rewards that you may choose to use for students when they return.
4. In packet there is a cover sheet so students can record when they completed their writing and reading during summer.

Included

- Bonus set: student pages ready to go in Google Slides- easily assign via your google classroom. Answer keys are in the printable set for your use.
- Summer Writing Prompts (Narrative and Expository)
- Reading Comprehension Logs (these are intended to be done with any book a student chooses to read).
- Fables Comprehension Passages
- 4 Language Review Skills Worksheets: Past Tense [ed], Subject & Predicate, Conjunction, and Your/ You're
- Cover- students record when complete Reading and Writing.
- Rewards to distribute when students return next fall!

BONUS DIGITAL INFO FILE

Thank you for downloading this product! Your purchase of this google slide resource includes a limited license for your classroom. You may utilize this resource for each of your students. If you have any questions or find an error, please email me at

Jacqueline@thelittleladybugshop.com

BONUS SET INCLUDED

This includes a bonus digital set included for your students to use during distance learning or for your digital lessons.

WHAT IS A DIGITAL RESOURCE?

This digital product was created to use with Google Drive & Google Slides, You will assign the students the link and have them submit their work digitally to you!

HOW TO USE YOUR DIGITAL RESOURCE

1. You will need access to a free google account, or one drive account. You will also need your students to have a google account, so they have access to your google classroom.
2. When you click on link you will be prompted to **[make a copy]** of the resource. This will assure that you have your own file. You may want to rename the file. Example: master copy "title of resource."
3. Share the copy with your students: you will use the share button to get the shareable link to send to your class. When students click the link, they will open the document. Once students have the link, they will create their own copy by: file- make a copy. This will allow them to edit and add text to their pages and not your master copy.

LINK TO RESOURCE [COPY OR CLICK]

Remember to make your **COPY** of the resource.

CLICK HERE
FOR YOUR RESOURCE

DIGITAL ELA SUMMER PACKET

This is what you will see when you open up the digital file. You can have your students do the slides you decide- delete any pages you do not want to send. Make sure to save YOUR COPY that is your original set.

The screenshot displays a digital presentation interface with the title "Digital Summer Packet - Summer". The presentation consists of eight slides, numbered 1 through 8, arranged in a 2x4 grid. The slides are designed with a summer theme, featuring a colorful illustration of a beach house, palm trees, and a sun.

Slide 1: SUMMER CAMP packet
Includes a "BELONGS TO" field for the user's name.

Slide 2: SUMMER CAMP PACKET
Contains two columns: "Reading" and "Writing". Each column has a table with 10 rows, each labeled "Add Text Here".

Slide 3: SUMMER CAMP Reading log
Includes a "BELONGS TO" field for the user's name.

Slide 4: SUMMER CAMP READING
Contains various reading prompts and text entry fields:

- Book: Add Text Here
- Pages / Chapters Read: Add Text Here
- Visualization: What are you visualizing as you read? Add Text Here
- Main Character & Description: What is the character like (funny, sad, or interesting)? Add Text Here
- Setting: Where is story taking place so far? Describe the setting? Add Text Here
- Summary: What is happening in story (include characters, problem, setting, and important information)? Add Text Here
- Prediction: What do you predict will happen in the next section? Add Text Here

Slide 5: SUMMER CAMP READING
Contains various reading prompts and text entry fields:

- Book: Add Text Here
- Pages / Chapters Read: Add Text Here
- Visualization: What are you visualizing as you read? Add Text Here
- Main Character & Description: What is the character like (funny, sad, or interesting)? Add Text Here
- Setting: Where is story taking place so far? Describe the setting? Add Text Here
- Summary: What is happening in story (include characters, problem, setting, and important information)? Add Text Here
- Prediction: What do you predict will happen in the next section? Add Text Here

Slide 6: SUMMER CAMP READING
Contains various reading prompts and text entry fields:

- Book: Add Text Here
- Pages / Chapters Read: Add Text Here
- Visualization: What are you visualizing as you read? Add Text Here
- Main Character & Description: What is the character like (funny, sad, or interesting)? Add Text Here
- Setting: Where is story taking place so far? Describe the setting? Add Text Here
- Summary: What is happening in story (include characters, problem, setting, and important information)? Add Text Here
- Prediction: What do you predict will happen in the next section? Add Text Here

Slide 7: SUMMER CAMP READING
Contains various reading prompts and text entry fields:

- Book: Add Text Here
- Pages / Chapters Read: Add Text Here
- Visualization: What are you visualizing as you read? Add Text Here
- Main Character & Description: What is the character like (funny, sad, or interesting)? Add Text Here
- Setting: Where is story taking place so far? Describe the setting? Add Text Here
- Summary: What is happening in story (include characters, problem, setting, and important information)? Add Text Here
- Prediction: What do you predict will happen in the next section? Add Text Here

Slide 8: SUMMER CAMP READING
Contains various reading prompts and text entry fields:

- Book: Add Text Here
- Pages / Chapters Read: Add Text Here
- Visualization: What are you visualizing as you read? Add Text Here
- Main Character & Description: What is the character like (funny, sad, or interesting)? Add Text Here
- Setting: Where is story taking place so far? Describe the setting? Add Text Here
- Summary: What is happening in story (include characters, problem, setting, and important information)? Add Text Here
- Prediction: What do you predict will happen in the next section? Add Text Here

SUMMER CAMP


packet



BELONGS TO

SUMMER CAMP

packet



BELONGS TO


CONGRATS

on all your hardwork this summer!





PRESENTED TO:

DATE:



SIGNED BY:




REWARDS TO PASS OUT WHEN SUMMER PACKETS ARE RETURNED!

TO: _____


FREE 1 DAY MATH
HOMEWORK
PASS

SIGNED BY:



TO: _____

FIRST IN LUNCH LINE!



SIGNED BY:

TO: _____

SIT BY BUDDY AT
LUNCH!

SIGNED BY:



TO: _____

FREE 1 HOMEWORK
PASS!



SIGNED BY:

TO: _____

TREASURE CHEST
SURPRISE!



SIGNED BY:

TO: _____

5 MINUTE FREE DRAW!



SIGNED BY:

TO: _____

GREAT NOTE HOME!!!



SIGNED BY:

TO: _____

PICK ANY SEAT IN
CLASS PASS!

SIGNED BY:



TO: _____

BRING A STUFFED
ANIMAL PASS!

SIGNED BY:



SUMMER CAMP PACKET

Belongs to: _____




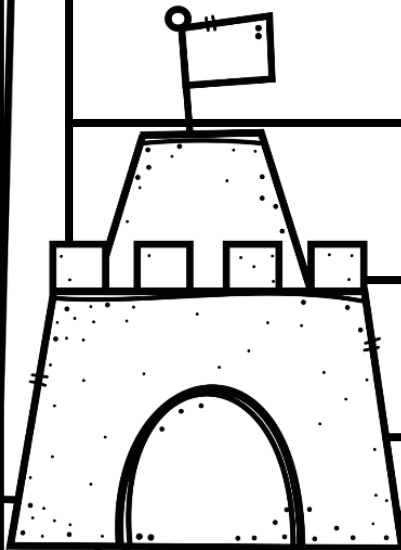
Reading

Activity and Date Completed

A black and white line drawing of a castle tower with a flag on top, positioned at the bottom left of the page. The rest of the page is filled with horizontal lines for writing.

Writing

Activity and Date Completed

[illegible]

SUMMER CAMP

Reading log




BELONGS TO

SUMMER CAMP READING

Book Reading: _____

Pages / Chapters Read: _____

Connection Question: Text to Text/ World/ Self




Main Character & Description: What is the character like (funny, sad, or interesting)?

Setting: Where is story taking place so far/ describe the setting?

Summary: What is happening in story (include characters, problem, setting, and important information)?

Prediction: What do you predict will happen in the next section?

Visualization of Reading




SUMMER CAMP READING

Book Reading: _____

Pages / Chapters Read: _____

Visualization: What are you visualizing as you read?





Main Character: What problems is the character facing in the story so far?

Setting: Why is the setting important to the story?

Summary: What is happening in story (include characters, problem, setting, and important information)?

Vocabulary: Write down 2 new words you have read in story and what the words mean.




SUMMER CAMP READING

Book Reading: _____

Pages / Chapters Read: _____

Connection Question: Text to Text/ World/ Self




Describe a character in the story. What is the character like (funny, sad, or interesting)?

Favorite Part: What is your favorite part of the story?

Summary: What is happening in story (include characters, problem, setting, and important information)?

Prediction: What do you predict will happen in the next section?

Visualization of Reading




SUMMER CAMP READING

Book Reading: _____

Pages / Chapters Read: _____

Connection Question: Text to Text/ World/ Self





Would you recommend this book to a friend? Why or why not?

Setting: Where is story taking place so far/ describe the setting?

Main Idea: What is the main idea of the story? Give supporting details.

Prediction: What do you predict will happen in the next section?

Visualization of Reading




SUMMER CAMP READING

Book Reading: _____

Pages / Chapters Read: _____

Visualization: What are you visualizing as you read?




What is the author's message in the story?

Does anything in the story surprise you?

Summary: What is happening in story (include characters, problem, setting, and important information)?

Vocabulary: Write down 2 new words you have read in story and what the words mean.

Visualization of Reading




SUMMER CAMP READING

Book Reading: _____

Pages / Chapters Read: _____

Connection Question: Text to Text/ World/ Self





What is theme of the story?

What is something you would change in the story?

Summary: What is happening in story (include characters, problem, setting, and important information)?

Prediction: What do you predict will happen in the next section?

Visualization of Reading




SUMMER CAMP READING

Book Reading: _____

Pages / Chapters Read: _____

Connection Question: Text to Text/ World/ Self




Which character is the villain and which is the good character?

Setting: Where is story taking place so far/ describe the setting?

What is the author's purpose for writing the story?

Vocabulary: Write down 2 new words you have read in story and what the words mean.

Visualization of Reading




SUMMER CAMP READING

Book Reading: _____

Pages / Chapters Read: _____

Connection Question: Text to Text/ World/ Self





Describe the main character at the beginning of the story.

Describe the main character now, and how they have changed.

What is the story mostly about?

Is there anything that has surprised you in the story so far?



SUMMER CAMP

comprehension



BELONGS TO

SUMMER CAMP READING

Fable: The Gnat And The Bull By: Aesop

A gnat flew over the meadow with much buzzing for so small a creature and settled on the tip of one of the horns of a bull. After he had rested a short time, he made ready to fly away. But before he left he begged the bull's pardon for having used his horn for a resting place.

"You must be very glad to have me go now," he said.

"It's all the same to me," replied the bull. "I did not even know you were there."

We are often of greater importance in our own eyes than in the eyes of our neighbor. The smaller the mind the greater the conceit.

PLEASE RESPOND TO THESE QUESTIONS BELOW USING THE TEXT. YOU MUST PROVE YOUR ANSWERS.

1. What is the lesson/ moral of the story?

2. What is a connection you made with this fable?

3. Write a short summary retelling what you read.

SUMMER CAMP READING

Fable: The Plane Tree By: Aesop

Two travelers, walking in the noonday sun, sought the shade of a wide spreading tree to rest. As they lay looking up among the pleasant leaves, they saw that it was a plane tree.

"How useless is the plane!" Said one of them. "It bears no fruit whatever, and only serves to litter the ground with leaves."

"Ungrateful creatures!" Said a voice from the plane tree. "You lie here in my cooling shade, and yet you say I am useless! Thus ungratefully, O Jupiter, do men receive their blessings!"

Our best blessings are often the least appreciated.

PLEASE RESPOND TO THESE QUESTIONS BELOW USING THE TEXT. YOU MUST PROVE YOUR ANSWERS.

1. What is the lesson/ moral of the story?

2. What is a connection you made with this fable?

3. Write a short summary retelling what you read.

SUMMER CAMP READING

Fable: The Oak And The Reeds By: Aesop

A giant oak stood near a brook in which grew some slender reeds. When the wind blew, the great oak stood proudly upright with its hundred arms uplifted to the sky. But the reeds bowed low in the wind and sang a sad and mournful song.

"You have reason to complain," said the oak. "The slightest breeze that ruffles the surface of the water makes you bow your heads, while I, the mighty oak, stand upright and firm before the howling tempest."

"Do not worry about us," replied the reeds. "The winds do not harm us. We bow before them and so we do not break. You, in all your pride and strength, have so far resisted their blows. But the end is coming."

As the reeds spoke a great hurricane rushed out of the north. The oak stood proudly and fought against the storm, while the yielding reeds bowed low. The wind redoubled in fury, and all at once the great tree fell, torn up by the roots, and lay among the pitying reeds.

Better to yield when it is folly to resist, than to resist stubbornly and be destroyed.

PLEASE RESPOND TO THESE QUESTIONS BELOW USING THE TEXT. YOU MUST PROVE YOUR ANSWERS.

1. What is the lesson/ moral of the story?

2. What is a connection you made with this fable?

3. Write a short summary retelling what you read.

SUMMER CAMP READING

Fable: The Owl and the Grasshopper By: Aesop

The owl always takes her sleep during the day. Then after sundown, when the rosy light fades from the sky and the shadows rise slowly through the wood, out she comes ruffling and blinking from the old hollow tree. Now her weird "hoo-hoo-hoo-oo-oo" echoes through the quiet wood, and she begins her hunt for the bugs and beetles, frogs and mice she likes so well to eat.

Now there was a certain old owl who had become very cross and hard to please as she grew older, especially if anything disturbed her daily slumbers. One warm summer afternoon as she dozed away in her den in the old oak tree, a grasshopper nearby began a joyous but very raspy song. Out popped the old owl's head from the opening in the tree that served her both for door and for window.

"Get away from here, sir," she said to the grasshopper. "Have you no manners? You should at least respect my age and leave me to sleep in quiet!"

But the grasshopper answered saucily that he had as much right to his place in the sun as the owl had to her place in the old oak. Then he struck up a louder and still more rasping tune.

The wise old owl knew quite well that it would do no good to argue with the grasshopper, nor with anybody else for that matter. Besides, her eyes were not sharp enough by day to permit her to punish the grasshopper as he deserved. So she laid aside all hard words and spoke very kindly to him.

"Well sir," she said, "if I must stay awake, I am going to settle right down to enjoy your singing. Now that I think of it, I have a wonderful wine here, sent me from Olympus, of which I am told Apollo drinks before he sings to the high gods. Please come up and taste this delicious drink with me. I know it will make you sing like Apollo himself."

The foolish grasshopper was taken in by the owl's flattering words. Up he jumped to the owl's den, but as soon as he was near enough so the old owl could see him clearly, she pounced upon him and ate him up.

Flattery is not a proof of true admiration. Do not let flattery throw you off your guard against an enemy.

SUMMER CAMP READING

Fable: The Owl and the Grasshopper By: Aesop

PLEASE RESPOND TO THESE QUESTIONS BELOW USING THE TEXT. YOU MUST PROVE YOUR ANSWERS.

1. What is the lesson/ moral of the story?

2. What is a connection you made with this fable?

3. Retell the fable [summary] including the most important details from the beginning, middle, and ending.

SUMMER CAMP

language skills



BELONGS TO

SUMMER LANGUAGE SKILLS

ADDING "ed" TO MAKE VERBS PAST TENSE

TO MAKE ANY VERB PAST TENSE WE ADD "ed" TO THE END OF THE VERB.


wish	+ ed	wished
play	+ ed	played
When a verb ends with a silent e, drop the e and add ed.		
hope	+ ed	hoped
joke	+ ed	joked

When a verb ends in a y after a consonant, change the y to i and add ed.

hurry	+ ed	hurried
carry	+ ed	carried


When a verb ends in a single consonant after a single short vowel, double the final consonant before adding ed.

shop	+ed	shopped
------	-----	---------



DIRECTIONS: COMPLETE THE PAST TENSE FOR EACH VERB CORRECTLY BY ADDING "ed" THE FIRST ONE IS DONE FOR YOU.

talk	+ ed	talked
call	+ ed	
copy	+ ed	
smile	+ ed	
jump	+ ed	
cry	+ ed	
mop	+ ed	
drop	+ ed	
dry	+ ed	
hop	+ ed	



ADDING "ed" TO MAKE VERBS PAST TENSE

TO MAKE ANY VERB PAST TENSE WE ADD "ed" TO THE END OF THE VERB.

wish	+ ed	wished
play	+ ed	played
When a verb ends with a silent e, drop the e and add ed.		
hope	+ ed	hoped
joke	+ ed	joked


When a verb end in a y after a consonant, change the uy to i and add ed.

hurry	+ ed	hurried
carry	+ ed	carried
When a verb ends in a single consonant after a single short vowel, double the final consonant before adding ed.		
shop	+ed	shopped


DIRECTIONS: COMPLETE THE PAST TENSE FOR EACH VERB CORRECTLY BY ADDING "ed" THE FIRST ONE IS DONE FOR YOU.

talk	+ ed	talked
call	+ ed	called
copy	+ ed	copied
smile	+ ed	smiled
jump	+ ed	jumped
cry	+ ed	cried
mop	+ ed	mopped
drop	+ ed	dropped
dry	+ ed	dried
hop	+ ed	hopped

SUMMER LANGUAGE SKILLS



"YOUR" AND "YOU'RE"



The word **your** shows possession.

Is that **your** puppy?

We visited **your** home last weekend.

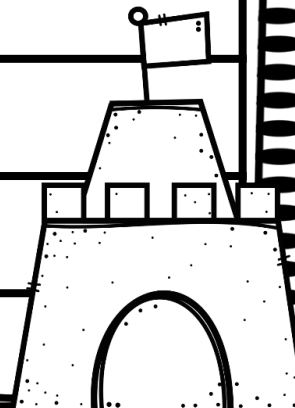
The word **you're** is a contraction for you are. A contraction is two words put together as one.

If **you're** going on the trip you need to pack now.

You're going to ace the test this week.

DIRECTIONS: WRITE **your** OR **you're** IN THE BOX TO COMPLETE THE SENTENCE CORRECTLY.

your / you're	Sentence
	Your/ You're the best cook ever.
	Is that your/ you're house?
	If your/ you're coming you better hurry.
	Why is your/ you're face so red?
	Go ahead and have it your/ you're way.
	What is your/ you're last choice?
	Your/ You're very welcomed.
	Your/ You're dad is on time.



"YOUR" AND "YOU'RE"

The word **your** shows possession.

Is that **your** puppy?

We visited **your** home last weekend.

The word **you're** is a contraction for you are. A contraction is two words put together as one.

If **you're** going on the trip you need to pack now.

You're going to ace the test this week.

DIRECTIONS: WRITE **your** OR **you're** IN THE BOX TO COMPLETE THE SENTENCE CORRECTLY.


your / you're	Sentence
	Your/ You're the best cook ever.
	Is that your / you're house?
	If your/ you're coming you better hurry.
	Why is your / you're face so red?
	Go ahead and have it your / you're way.
	What is your / you're last choice?
	Your/ You're very welcomed.
	Your / You're dad is on time.

SUMMER LANGUAGE SKILLS

CONJUNCTIONS

Conjunctions are words that join sentences or combine ideas: **and, but, or, because, when, after** and **so** are called conjunctions.

Example: Noah plays soccer. Jonah plays baseball.
Noah plays soccer **and** Jonah plays baseball.



Directions: Choose the best conjunction to combine the pair of sentences.

and • but • or • because • when • after • so

1. I love hamburgers. I love pizza.

2. Should I go to movie? Should I go to park?

3. Jane will be rewarded. She found the lost puppy.


4. I love to sing. I love to dance, too.

5. Jackie wanted my bike. She could practice riding it.

6. You can eat dessert. You eat all your dinner.

7. I remember his face. I don't remember his name.

8. John gave me the pen. I asked to borrow it.



CONJUNCTIONS

Conjunctions are words that join sentences or combine ideas: **and**, **but**, **or**, **because**, **when**, **after** and **so** are called conjunctions.


Example: Noah plays soccer. Jonah plays baseball.
Noah plays soccer **and** Jonah plays baseball.

Directions: Choose the best conjunction to combine the pair of sentences.

and • but • or • because • when • after • so

1. I love hamburgers **and** I love pizza.
2. Should I go to movie **or** should I go to park?
3. Jane will be rewarded, **because** she found the lost puppy.
4. I love to sing **and** I love to dance, too.
5. Jackie wanted my bike **so** she could practice riding it.
6. You can eat dessert **after** you eat all your dinner.
7. I remember his face, **but** I don't remember his name.
8. John gave me the pen **when** I asked to borrow it.

SUMMER LANGUAGE SKILLS





SUBJECTS AND PREDICATES

SUBJECTS: TELLS WHO OR WHAT THE SENTENCE IS ABOUT.

PREDICATE: TELLS WHAT THE SUBJECT DOES, DID, IS DOING, OR WILL DO.

YOU WILL CUT THESE SENTENCES OUT AND PLACE THEM UNDER THE CORRECT SECTION OF THE T-CHART FOR SUBJECT AND PREDICATE.


1. The puppy	1. ran into the house.
2. My teacher, Mrs. Jones	2. is the best teacher ever.
3. ran inside during the storm.	3. His scared dog
4. The crying baby	4. wanted the toy.
5. was rolling down the street.	5. The ball
6. fly from nest to nest.	6. We watched the birds
7. The pizza man	7. arrived right on time.
8. won the last game.	8. Jonah's soccer team
9. Angela was	9. angry at her mistake.
10. was careful as he drove the kids home.	10. The bus driver



SUMMER LANGUAGE SKILLS



SUBJECTS AND PREDICATES CHART

You will place the sentences under the correct section of the t-chart for subject and predicate. You can glue them down - they are labeled with number to place next to each other.



SUBJECT

PREDICATE



LANGUAGE SKILLS
SUBJECTS AND PREDICATES

SUBJECT RED AND PREDICATE IS BLUE

1. The puppy	1. ran into the house.
2. My teacher, Mrs. Jones	2. is the best teacher ever.
3. Ran inside during the storm.	3. His scared dog
4. The crying baby	4. wanted the toy.
5. was rolling down the street.	5. The ball
6. fly from nest to nest.	6. We watched the birds
7. The pizza man	7. arrived right on time.
8. won the last game.	8. Jonah's soccer team
9. Angela was	9. angry at her mistake.
10. was careful as he drove the kids home.	10. The bus driver

SUMMER CAMP

writing prompts



BELONGS TO

SUMMER WRITING PROMPTS


PROMPT: WRITE ABOUT A TIME YOU HAD TO SPEND TIME INSIDE BECAUSE OF THE RAIN!

ILLUSTRATION



SUMMER WRITING PROMPTS

PROMPT: YOU ARE STRANDED ON THE BEACH, WITH ONE PERSON! WHO IS IT?
WHAT DO YOU DO TO GET RESCUED?



ILLUSTRATION



SUMMER WRITING PROMPTS


PROMPT: WRITE A "HOW-TO" CREATE A SANDCASTLE! MAKE SURE TO INCLUDE ALL THE STEPS.

ILLUSTRATION




SUMMER WRITING PROMPTS

PROMPT: YOU HAVE TO THE CHOICE OF HAVING ANYONE OVER FOR DINNER, WHO WOULD YOU CHOOSE?



ILLUSTRATION



SUMMER WRITING PROMPTS


PROMPT: WRITE A HOW-TO HAVE A LEMONADE STAND.

ILLUSTRATION



SUMMER WRITING PROMPTS

PROMPT: WHAT IS THE PERFECT SUMMER SCHEDULE? WHY?




ILLUSTRATION



SUMMER WRITING PROMPTS


PROMPT: RAIN IS FUN BECAUSE I GET TO...

ILLUSTRATION




SUMMER WRITING PROMPTS

PROMPT: YOU ARE AT SUMMER CAMP, WRITE A LETTER TO YOUR FAMILY FROM CAMP.



ILLUSTRATION



SUMMER WRITING PROMPTS


PROMPT: YOU ARE BEING DROPPED OFF ON A REMOTE ISLAND, YOU CAN ONLY BRING 5 ITEMS. WHAT DO YOU BRING AND WHY?

ILLUSTRATION



SUMMER WRITING PROMPTS

PROMPT: WHAT IF IT STORMED ALL SUMMER AND YOU COULDN'T GO OUTSIDE, WHAT WOULD YOU DO INDOORS?




ILLUSTRATION



SUMMER WRITING PROMPTS


PROMPT: WHAT IS A GOOD DEED YOU CAN DO OVER THE SUMMER TO
HELP SOMEONE OUT?

ILLUSTRATION



SUMMER WRITING PROMPTS

PROMPT: WRITE A HOW-TO SELL ICE CREAM IN THE HOT SUN.



ILLUSTRATION



SUMMER WRITING PROMPTS


PROMPT: YOU ARE AT THE BEACH AND FIND A TREASURE MAP, WHAT DO YOU DISCOVER?

ILLUSTRATION



SUMMER WRITING PROMPTS

PROMPT: MY FAVORITE SUMMER ACTIVITY TO DO IS...



ILLUSTRATION



SUMMER WRITING PROMPTS


PROMPT: WRITE ABOUT YOU AND YOUR FAMILY WENT ON VACATION.

ILLUSTRATION




SUMMER WRITING PROMPTS

PROMPT: IF YOU COULD BE AN OCEAN ANIMAL WHAT ANIMAL WOULD YOU BE AND WHAT WOULD YOU DO?



ILLUSTRATION



SUMMER WRITING PROMPTS


PROMPT: WRITE A PERSUASIVE LETTER TO YOUR PARENTS ASKING
FOR A SWIMMING POOL.

ILLUSTRATION



SUMMER WRITING PROMPTS

PROMPT: WRITE A COMMERCIAL ON THE IMPORTANCE OF WEARING SUNSCREEN.



ILLUSTRATION



SUMMER WRITING PROMPTS


PROMPT: WRITE ABOUT A MOVIE OR BOOK YOU HAVE READ OVER THE SUMMER.

ILLUSTRATION




SUMMER WRITING PROMPTS

PROMPT: IMAGINE THAT SUMMER WAS NOT SUMMER AND DIFFERENT SEASON, WHAT WOULD IT BE AND WHAT WOULD IT BE LIKE?



ILLUSTRATION



SUMMER WRITING PROMPTS


PROMPT: WHAT IS YOUR DREAM VACATION?

ILLUSTRATION



SUMMER WRITING PROMPTS

PROMPT: YOU ARE AT SUMMER CAMP, WRITE A LETTER TO YOUR FAMILY FROM CAMP.



ILLUSTRATION



SUMMER WRITING PROMPTS


PROMPT: WRITE A PERSUASIVE LETTER TO YOUR PARENTS ASKING
YOUR PARENTS TO TAKE YOU TO DISNEY WORLD.

ILLUSTRATION



SUMMER WRITING PROMPTS

PROMPT: YOU HAVE TO INVENT A NEW SUMMER GAME TO PLAY, WHAT WOULD IT BE AND HOW DO YOU PLAY?



ILLUSTRATION



SUMMER WRITING PROMPTS


PROMPT: WHAT WOULD YOU DO IF YOU WERE TRAPPED INSIDE AN AMUSEMENT PARK ALL NIGHT?

ILLUSTRATION



SUMMER WRITING PROMPTS

PROMPT: THIS SUMMER I WANT TO LEARN...




ILLUSTRATION



SUMMER WRITING PROMPTS


PROMPT: IF YOU COULD SAIL ANYWHERE IN THE WORLD ALL SUMMER
WHERE WOULD YOU GO?

ILLUSTRATION




SUMMER WRITING PROMPTS

PROMPT: YOU ARE HEADING OFF TO SUMMER CAMP, WHAT ARE ACTIVITIES YOU DO THERE?




ILLUSTRATION



SUMMER WRITING PROMPTS


PROMPT: WHAT IS ONE THING YOU WISH YOU COULD DO THIS
SUMMER?

ILLUSTRATION



SUMMER WRITING PROMPTS

PROMPT: WRITE A NEWSLETTER ABOUT BEING SAFE DURING THE SUMMER.



ILLUSTRATION



SUMMER WRITING PROMPTS

PROMPT: YOU HAVE TO INVENT A NEW ICE CREAM FLAVOR, WHAT WOULD YOU CREATE?

ILLUSTRATION

