


Summer Packet Preschool




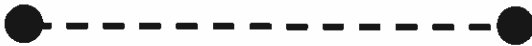


Week 1



Your _____
NAME _____

Splashing Matching Pencil Practice

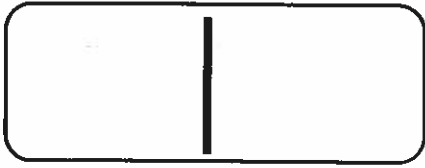
Directions: Use a pencil to trace the lines to connect the matching pictures.




Parent or Caretaker Tip: Use a fat pencil for easy gripping. Focus on proper pencil grasp and control.

Directions: Use the dauber to dab the correct number.

Name _____



PICKING NUMBERS



1

1

3

7

1

2

3

2

5

1

1

1

0

1

1

5

1

8

1

1

3

9

6

1

1

4


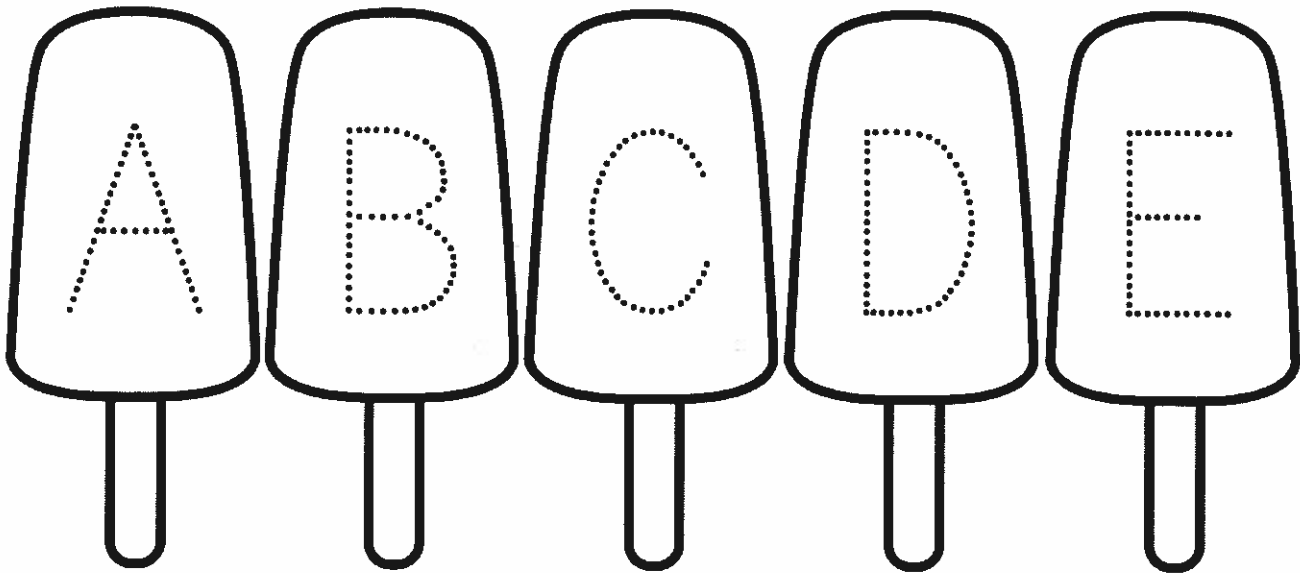
How many did you find?

Sweet Treats

Your
NAME _____

Letter Writing

Directions: Use a pencil to trace the uppercase letters.







Parent or Caretaker Tip: Focus your child's attention on going from top to bottom when tracing the letters.

Your _____
NAME _____

Splashing Matching Pencil Practice

Directions: Use a pencil to trace the lines to help the child get to the sprinkler.



Parent or Caretaker Tip: Use a fat pencil for easy gripping. Focus on proper pencil grasp and control.

Directions: Use the dauber to dab the correct number.

Name _____

2

GROWING NUMBERS



2

2

2

4

5

9

6

3

2

4

7

1

2

1

2

5

2

9

7

2

2

7

6

2

2

4



How many did you find?

Sweet Treats

Your
NAME _____

Letter Writing




Directions: Use a pencil to trace the uppercase letters.



Parent or Caretaker Tip: Focus your child's attention on going from top to bottom when tracing the letters.

Trace the line and color the pictures.

Name: _____



chocolate and
marshmallow

Directions: Use the dauber to dab
the correct number.

Name _____

3

DIGGING UP NUMBERS



2

1

3

3

2

7

3

5

8

6

3

10

10

3

3

4

3

8

9

3

3

3

7

1

3

2

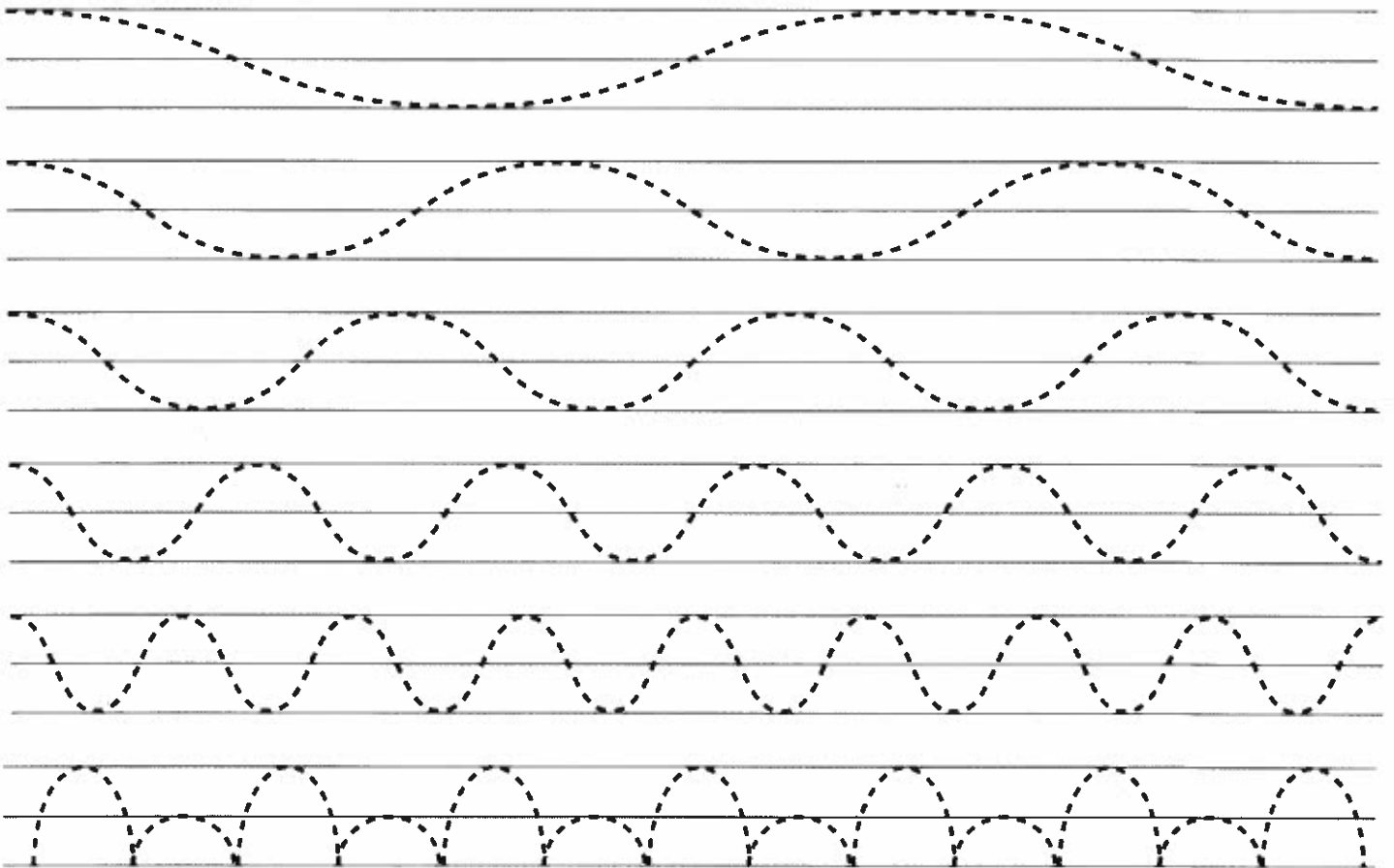
How many did
you find?



Your _____
NAME _____

Wavy Waves Line Use

Directions: Use a pencil to trace the wavy lines.
Create your own wavy line on the last set of writing
lines.



Make your own wavy line here.



Parent or Caretaker Tip: Focus your child's attention on
the 3 lines and touching those lines while tracing.





© The Brisky Girls

Sweet Treats

Your
NAME _____

Letter Writing




Directions: Use a pencil to trace the uppercase letters.



Parent or Caretaker Tip: Focus your child's attention on going from top to bottom when tracing the letters.

Trace the line and color the pictures.

Name: _____



coffee and donut

Directions: Use the dauber to dab the correct number.

Name _____

4

PICKING NUMBERS



A collection of 25 circles, each containing a number. The numbers are: 4, 7, 2, 2, 4, 4, 3, 4, 4, 4, 8, 4, 4, 4, 8, 4, 4, 4, 4, 9, 6, 4, 4, 4, 4, 10, 4, 2, 9, 5, 4, 4.



How many did you find?

Sweet Treats

Your _____
NAME _____

Letter Writing


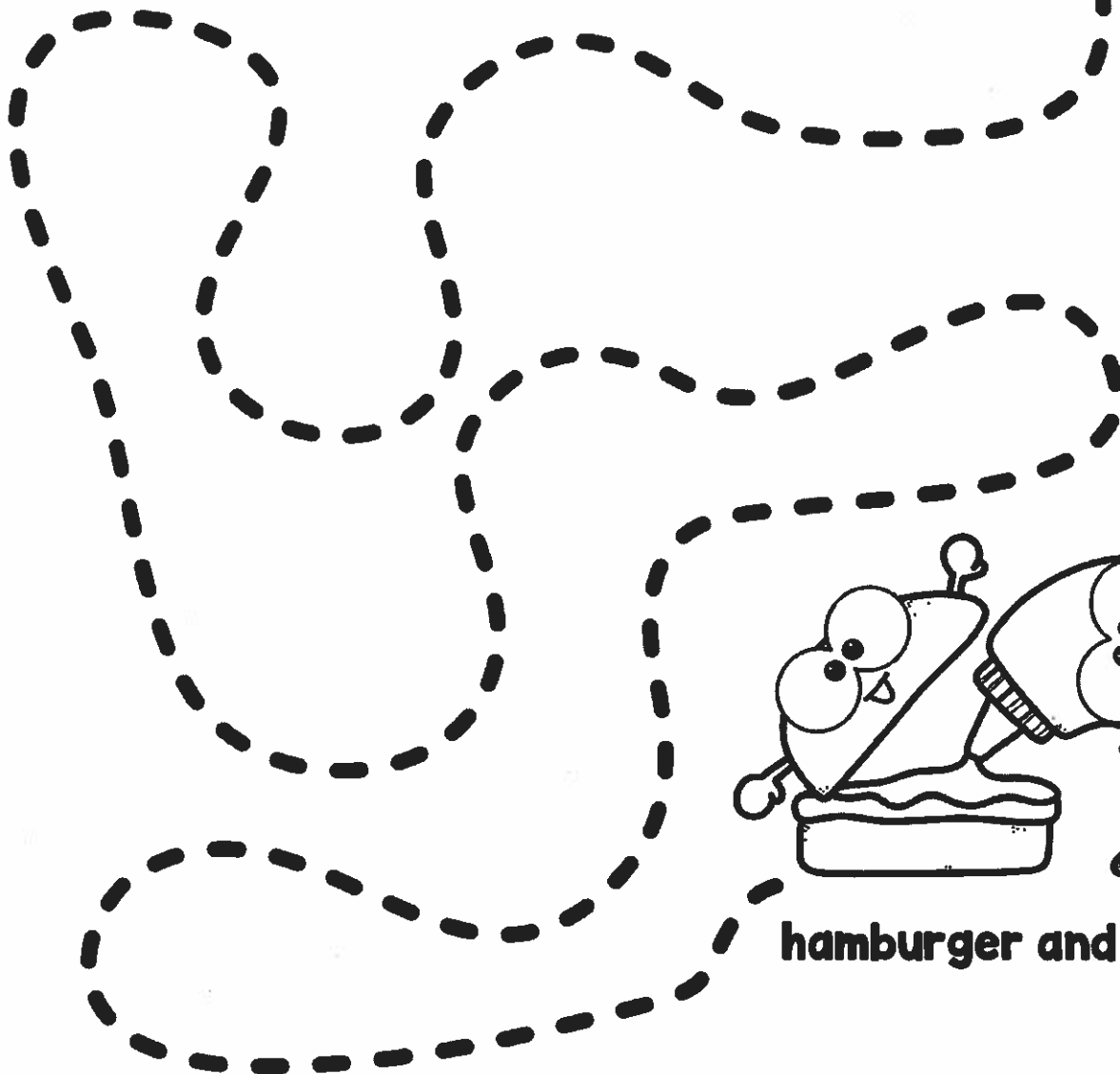


Directions: Use a pencil to trace the lowercase letters.



Parent or Caretaker Tip: Focus your child's attention on going from top to bottom when tracing the letters.

Trace the line and color the pictures.

Name: _____




hamburger and ketchup

Directions: Use the dauber to dab the correct number.

Name _____

5

SUN & FUN with NUMBERS




Activity area containing various numbers in circles for dot marker use:

- Top left: 5
- Top right: 1, 3
- Middle left: 5, 3, 6, 9, 5
- Middle right: 5, 2, 5, 2
- Bottom left: 5, 2, 5, 8, 1, 5, 10, 5, 1
- Bottom right: 1, 5, 5, 3, 4

How many did you find?




Summer Packet Preschool



WEEK 2

Trace the line and color the pictures.

Name: _____





macaroni and cheese

Sweet Treats

Your _____
NAME _____

Letter Writing

Directions: Use a pencil to trace the lowercase letters.



Parent or Caretaker Tip: Focus your child's attention on going from top to bottom when tracing the letters.

Directions: Use the dauber to dab the correct number.

Name _____

6

SUN & FUN with NUMBERS






A collection of 25 circles containing numbers for a dot marker activity. The numbers are: 10, 6, 4, 6, 8, 6, 2, 5, 7, 6, 6, 3, 9, 6, 6, 6, 2, 6, 8, 1, 6, 10, 5, 1, 6, 2, 4.

How many did you find?

Trace the line and color the pictures.

Name: _____





pineapple and watermelon.

Sweet Treats

Your
NAME _____

Letter Writing

Directions: Use a pencil to trace the uppercase letters.



Parent or Caretaker Tip: Focus your child's attention on going from top to bottom when tracing the letters.


Directions: Use the dauber to dab the correct number.

Name _____

7

NUMBER

Surfin'



6

7

1

7

7

9

7

2

5

8

7

7

6

2

4

2

7

8

9

7

3

5

6

7

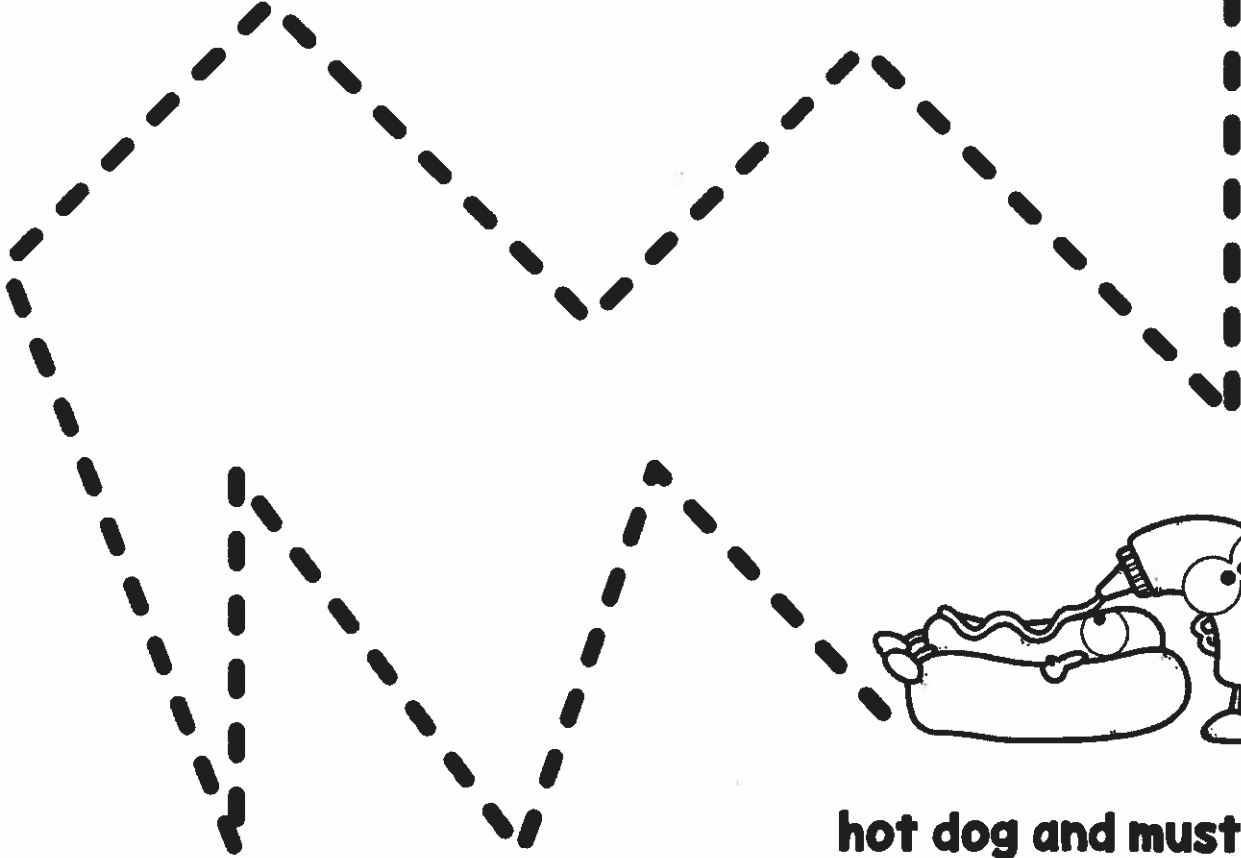
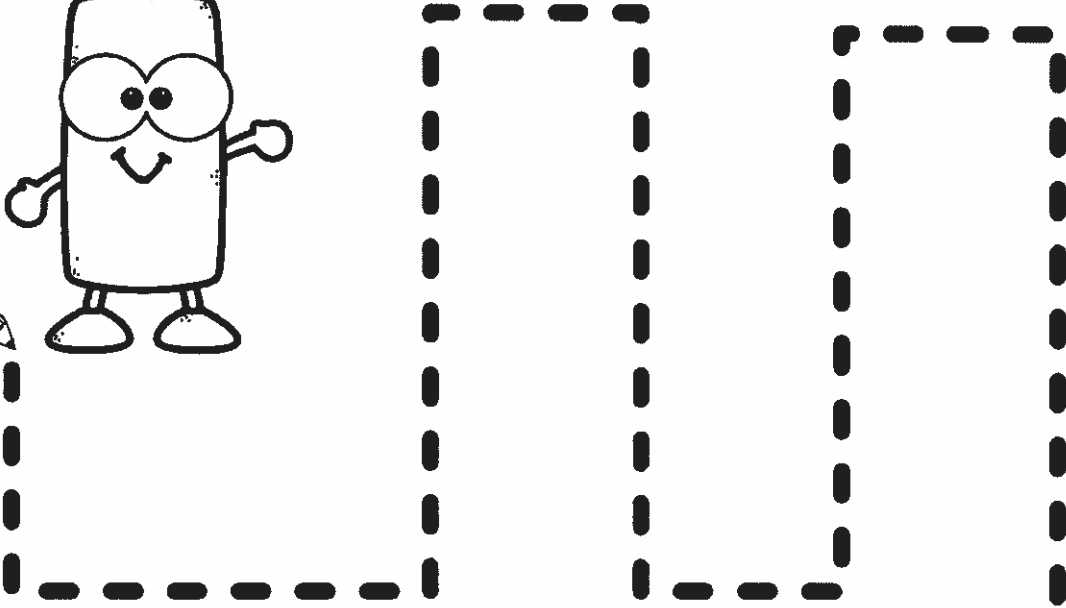

7

4

How many did you find?

Trace the line and color the pictures.

Name: _____

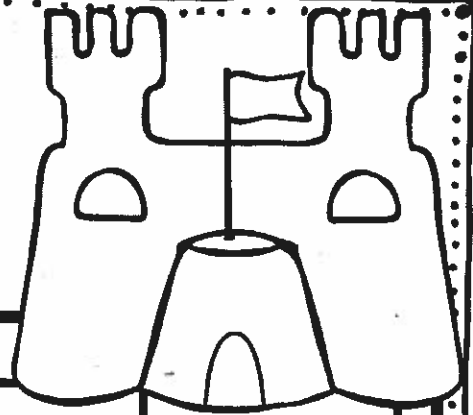


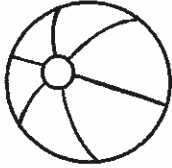
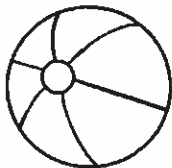
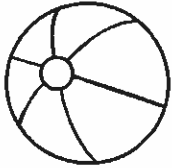
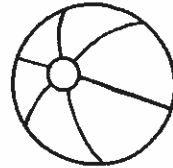
hot dog and mustard.

Name _____

LETTER WRITING

Directions: Trace the uppercase letters.



A	B	C	D	E
F	G	H	I	J
K	L	M	N	O
P	Q	R	S	T
U	V	W	X	Y
Z				

Directions: Use the dauber to dab the correct number.

Name _____

8

FISHIN' for NUMBERS



1

8

3

8

8

3

5

8

1

8

1

8

5

8

8

4

8

7

8

3

8

8

3




6

9

How many did you find?

Trace the line and color the pictures.

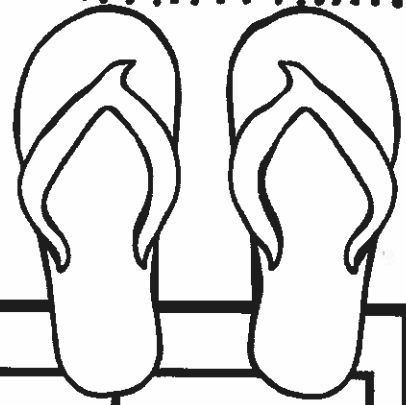
Name: _____



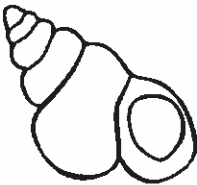
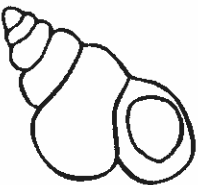
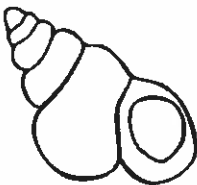
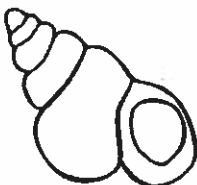
peanut butter and jelly

Name _____

LETTER WRITING



Directions: Trace the lowercase letters.


a	b	c	d	e
f	g	h	i	j
k	l	m	n	o
p	q	r	s	t
u	v	w	x	y
z				

Directions: Use the dauber to dab the correct number.

Name _____

9

FISHIN' for NUMBERS



9

1

9

9

6

9

9

4

5

2

9

8

9

7

10

7

6

8

9

4

9

2

7

5


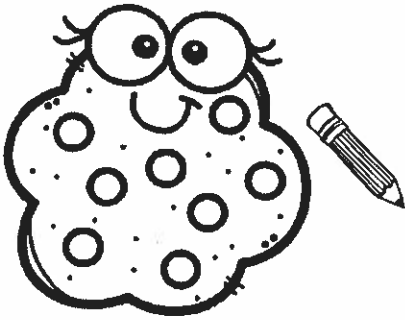
9

1

How many did you find?

Trace the line and color the pictures.

Name: _____




milk and cookie

Surf's Up! ^{Your} _____
_{NAME} _____

Matching! Letter Recognition

Directions: Use a pencil to draw lines to match the uppercase and lowercase letters.



Parent or Caretaker Tip: Use this as an introduction to uppercase and lowercase letters. The following pages will practice this in depth.



Directions: Use the dauber to dab the correct number.

Name _____

10

FISHIN' for NUMBERS



6 3

7

10

2

10

10

10

10

2

1

3

9

8

10

10

4

7

10


10

5

2

How many did you find?

Summer Packet Preschool



WEEK 3


Aa

Name: _____


Spell it!



Color it!



apple



airplane



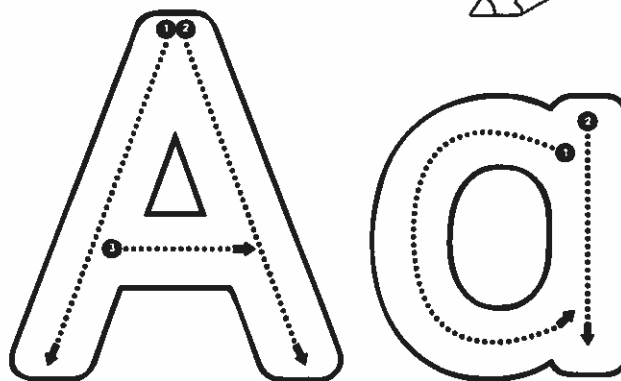
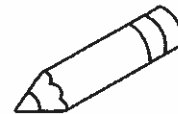
ant

Highlight it!

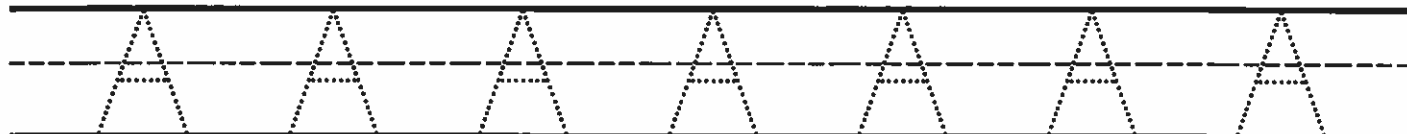


A	R	T	A
D	A	F	H
T	W	C	S

Trace it!



Trace it




Name: _____

Rainbow trace:

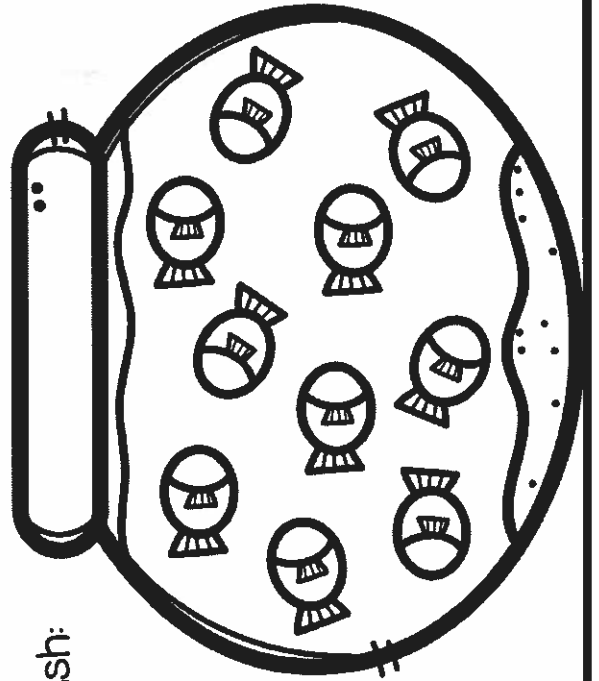


Count to 1 on your hands.


Color 1 finger:



Color 1 fish:



Draw 1 counter on the ten frame:



Bb

Name: _____

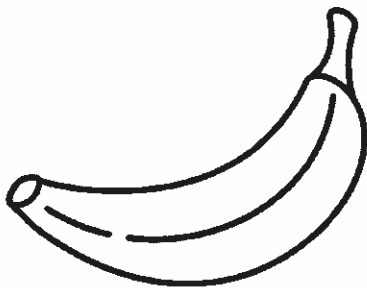
Spell it!

Bb

□ □

□ □

Color it!



banana



bat



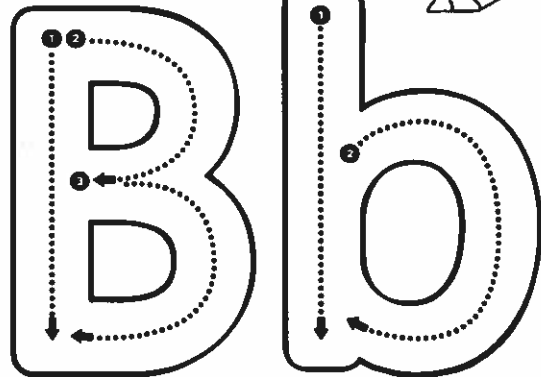
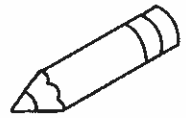
bear

Highlight it!

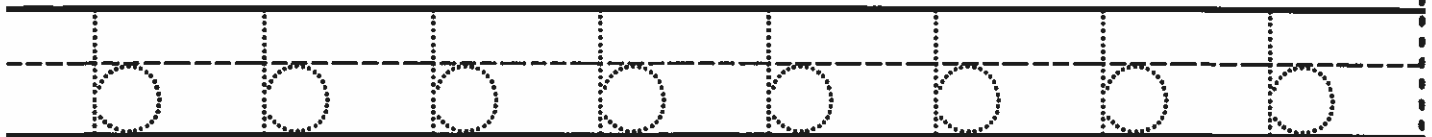
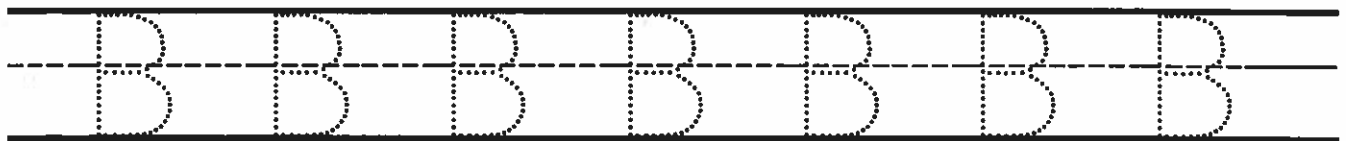


X	B	H	C
U	A	B	E
B	R	N	S

Trace it!



Trace it



2

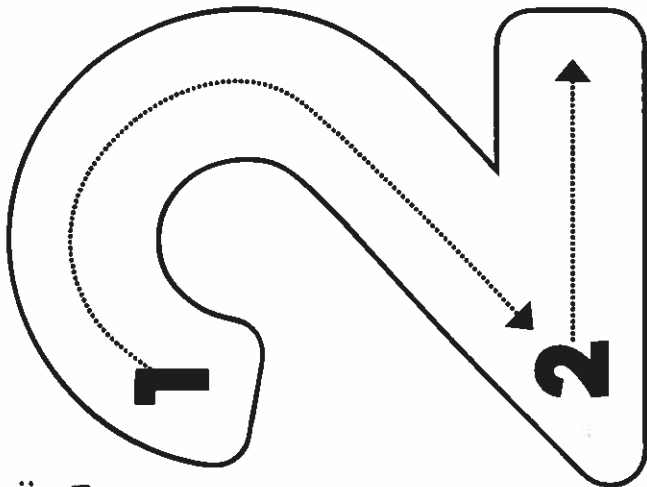

Name: _____

Rainbow trace:

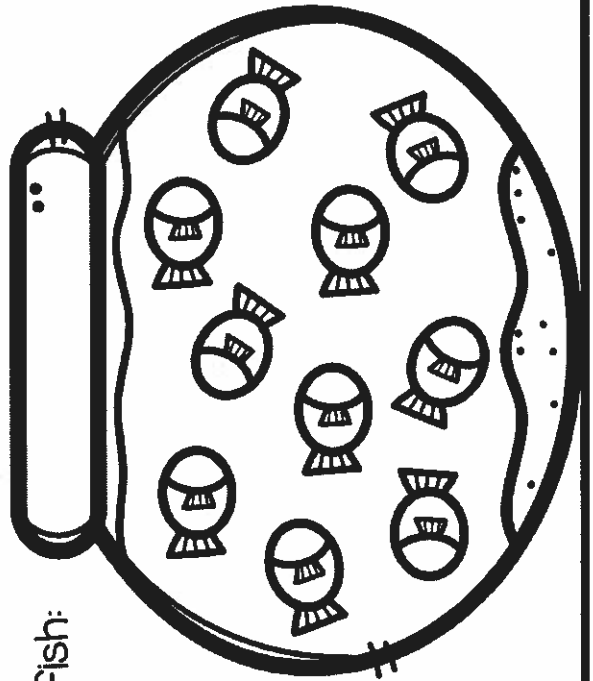


Count to 2 on your hands.


Color 2 fingers: 



Color 2 fish:



Draw 2 counters on the ten frame:



Cc

Name: _____


Spell it!

Cc


□ □

□ □


Color it!



cactus



camera



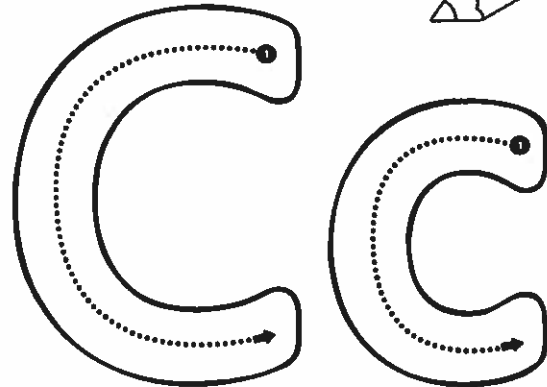

cookie

Highlight it!

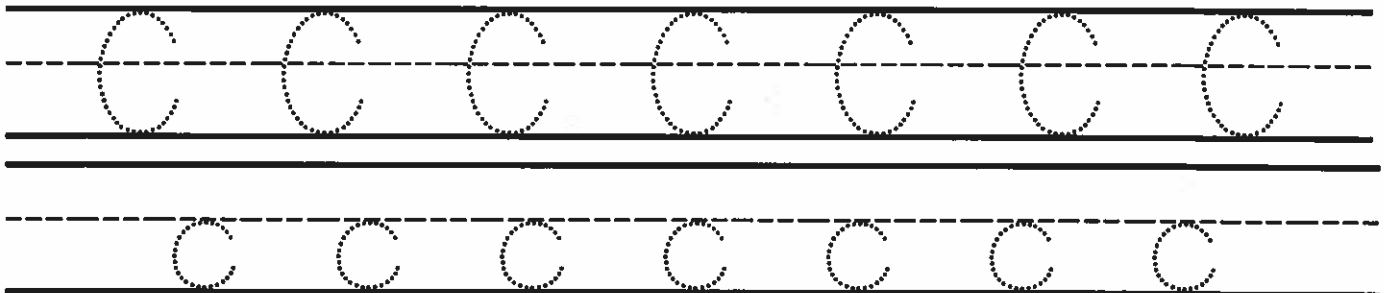


H	C	N	Q
T	O	E	C
X	C	K	Z

Trace it!



Trace it



3

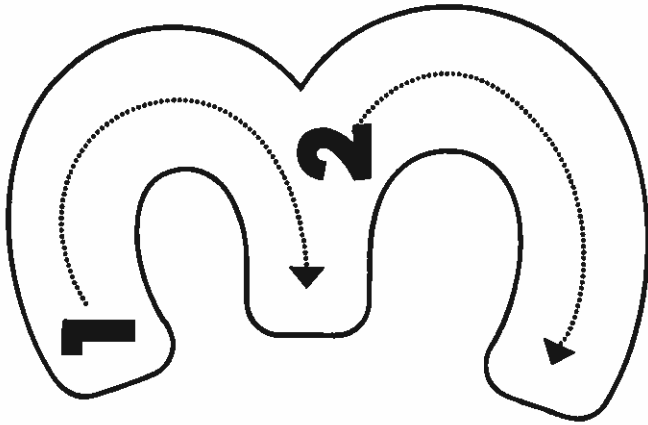

Name: _____

Rainbow trace:




Count to 3 on your hands.

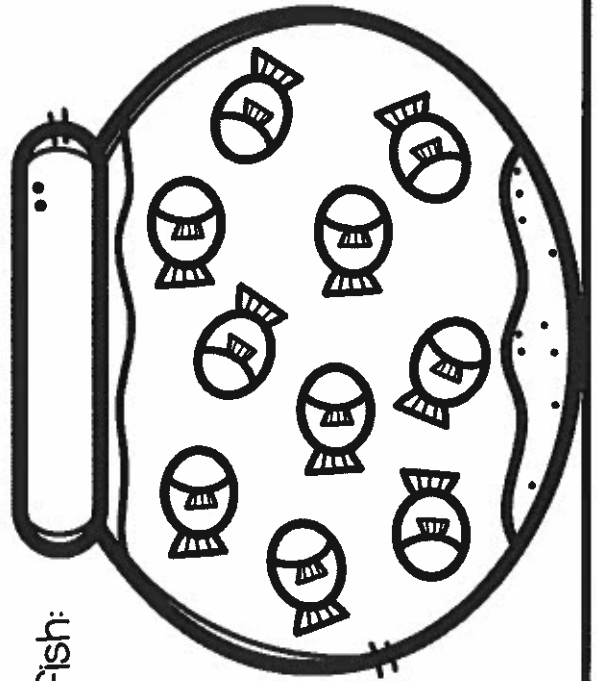
Color 3 fingers:



Draw 3 counters on the ten frame:



Color 3 fish:



Dd

Name: _____


Spell it!

Dd


□ □

□ □


Color it!



donut



diamond



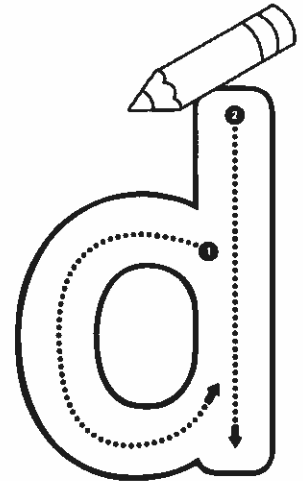
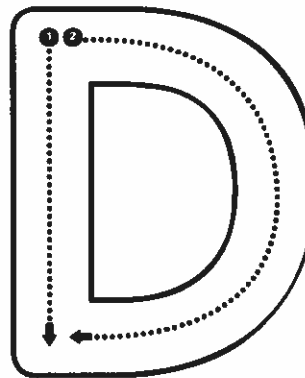
dolphin

Highlight it!

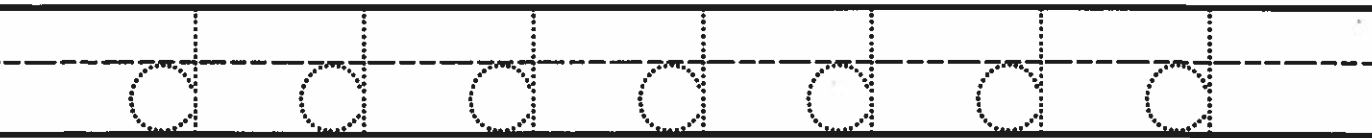
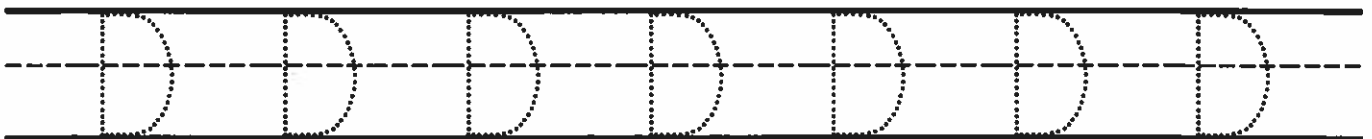


T	V	F	D
H	D	B	E
Q	C	D	M

Trace it!



Trace it



4

Name: _____

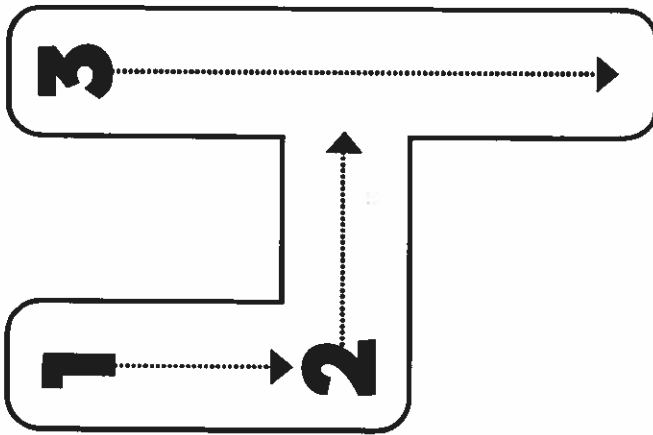

Rainbow trace:




Count to 4 on your hands.



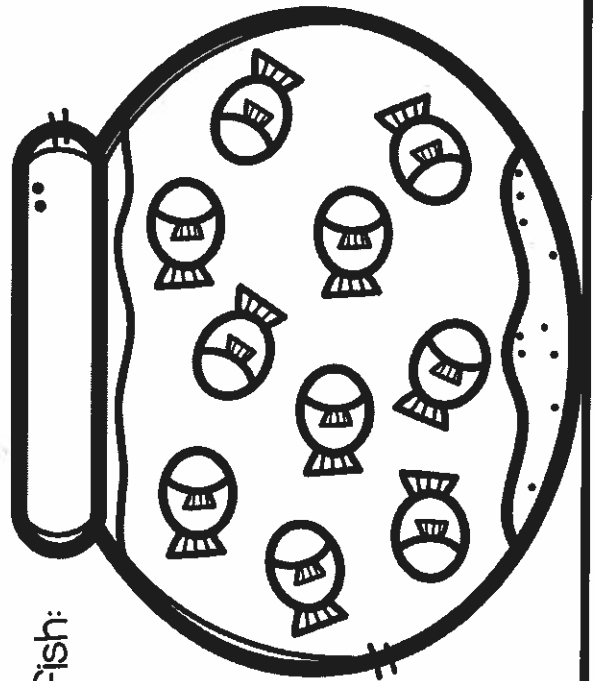
Color 4 fingers:



Draw 4 counters on the ten frame:



Color 4 fish:



Ee

Name: _____

Spell it!


E e




Color it!



eagle



elephant



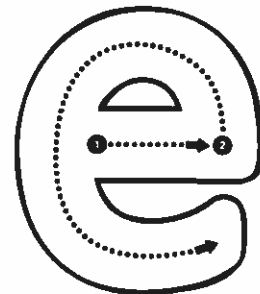
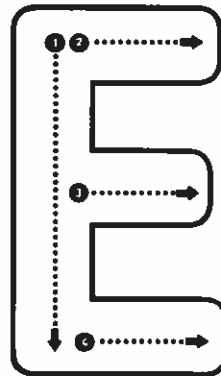
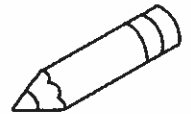
envelope

Highlight it!

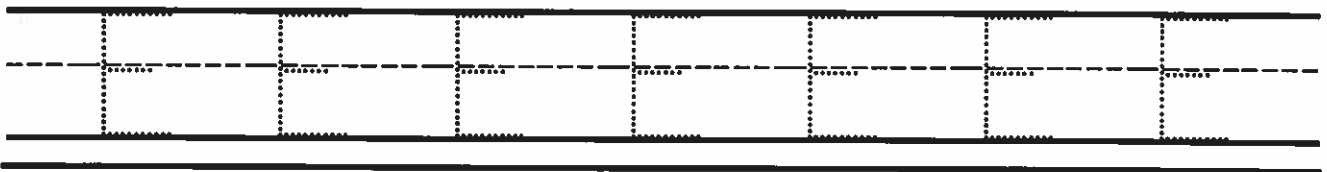


C	F	E	P
E	N	E	S
A	K	W	Y

Trace it!



Trace it



5

Name: _____

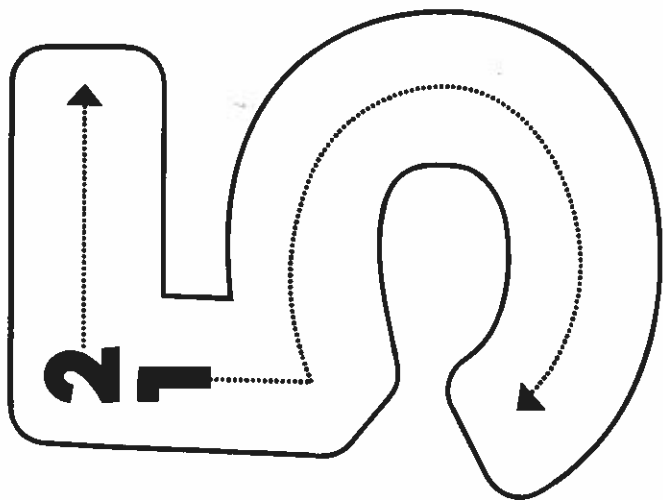

Rainbow trace:




Count to 5 on your hands.



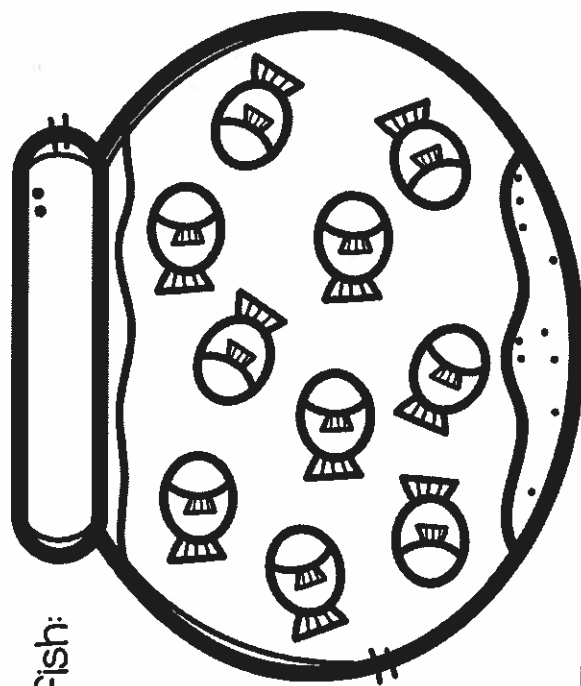
Color 5 fingers:




Draw 5 counters on the ten frame:



Color 5 fish:



Summer Packet Preschool



WEEK 4

Ff

Name: _____

Spell it!

Ff

□ □

□ □




fish

Color it!



fox



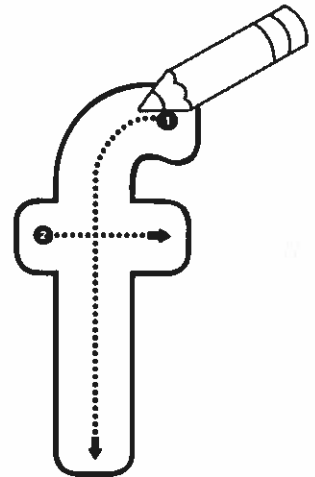
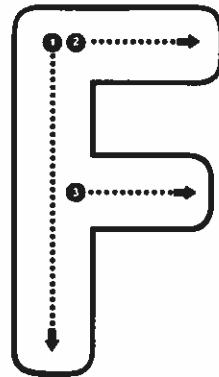
frog

Highlight it!

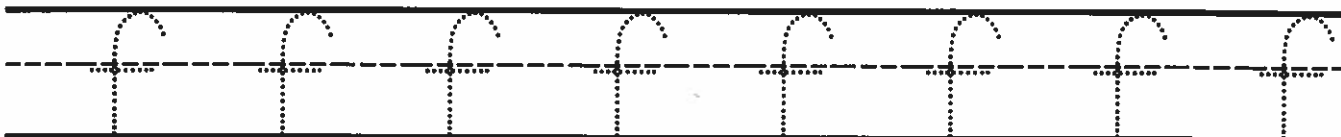
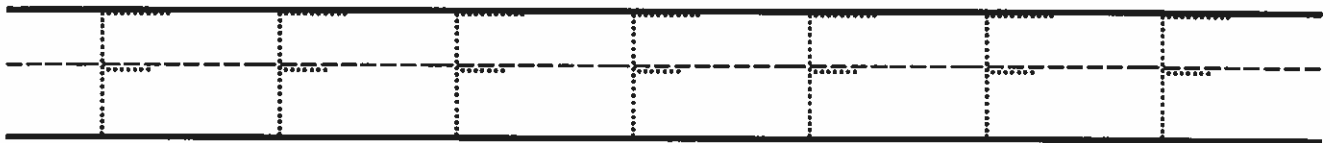


X	F	U	D
R	O	F	B
F	I	V	W

Trace it!



Trace it



6

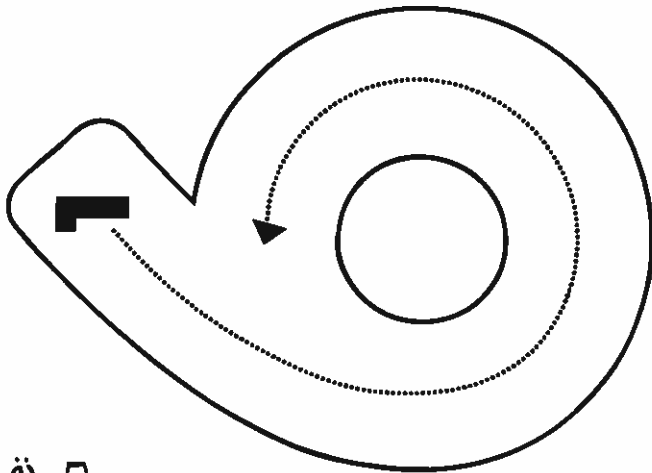

Name: _____

Rainbow trace:

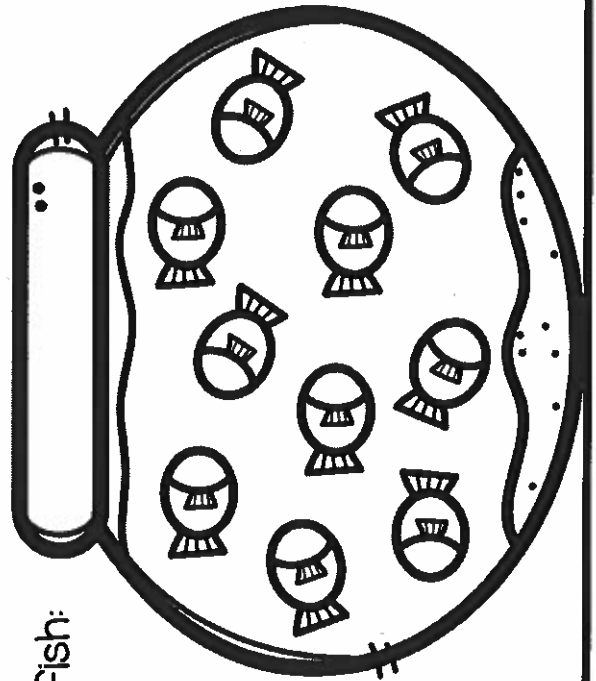


Count to 6 on your hands.


Color 6 fingers:



Color 6 fish:



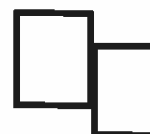

Draw 6 counters on the ten frame:




Gg

Name: _____

Spell it!




Color it!



ghost



gift



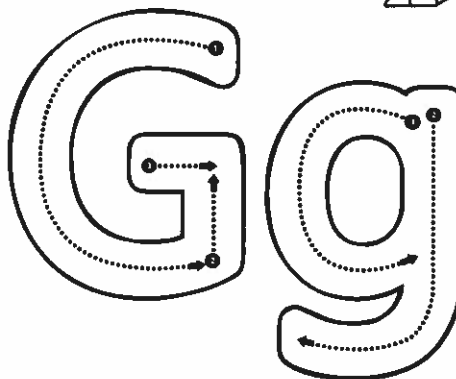
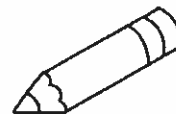
grapes

Highlight it!



N	S	M	P
F	G	E	G
I	H	R	G

Trace it!



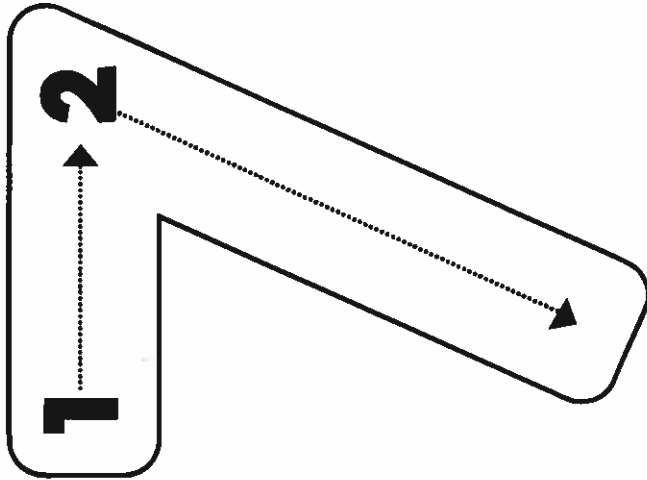
Trace it



7

Name: _____


Rainbow trace:



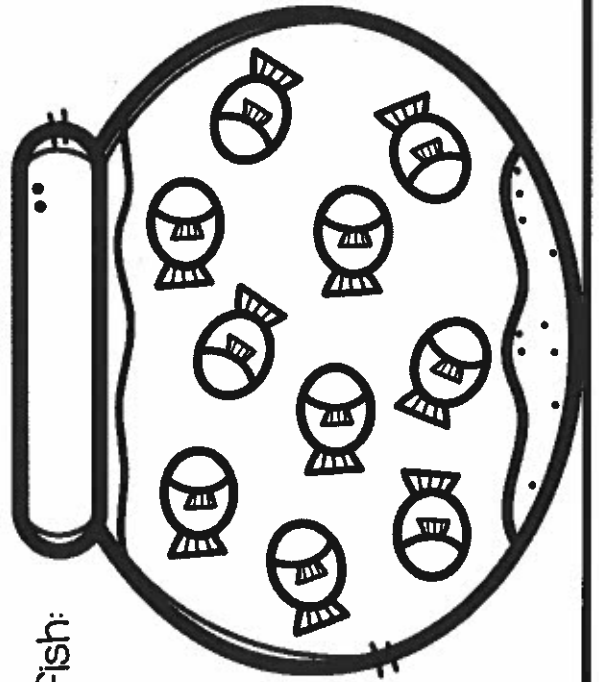
Count to 7 on your hands.




Color 7 fingers:



Color 7 fish:



Draw 7 counters on the ten frame:



Hh

Name: _____


Spell it!

Hh


□ □

□ □


Color it!



helicopter



hat



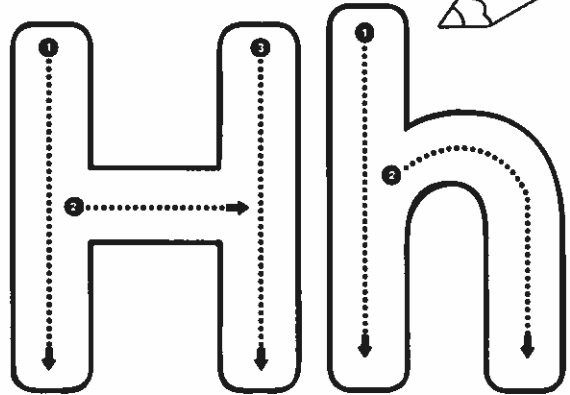
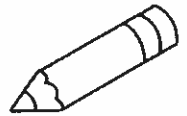
hot dog

Highlight it!

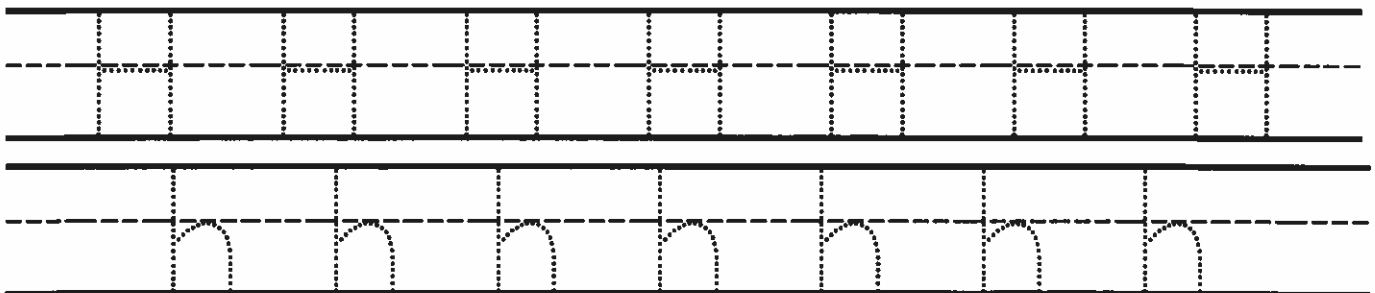


H	V	E	Z
W	H	I	F
R	P	H	Q

Trace it!



Trace it



8

Name: _____

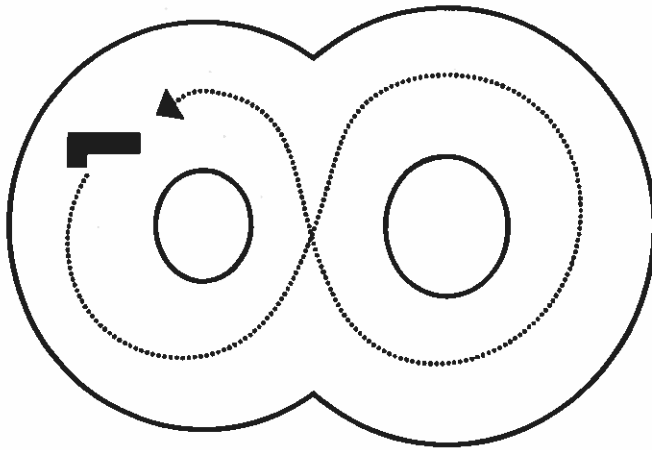

Rainbow trace:




Count to 8 on your hands.



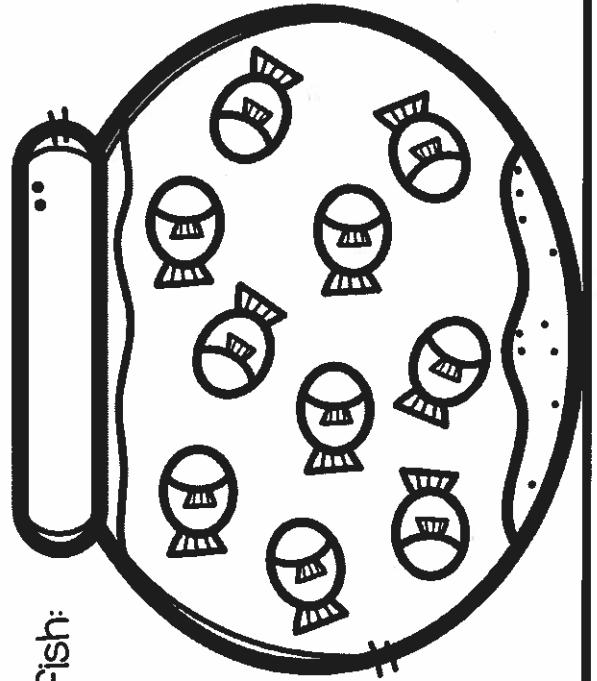
Color 8 fingers:



Draw 8 counters on the ten frame:



Color 8 fish:



Ii

Name: _____

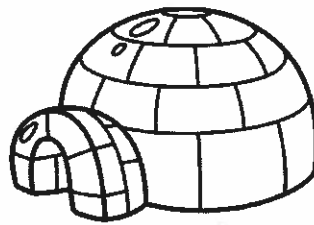
Spell it!




Color it!



ice cream



igloo




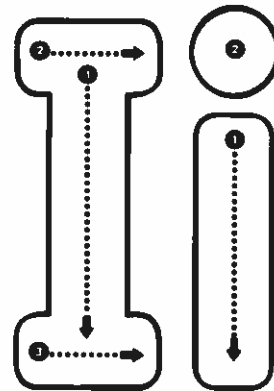
insect

Highlight it!




M	Z	Q	I
Y	I	P	V
E	J	D	I

Trace it!



Trace it



q

Name: _____

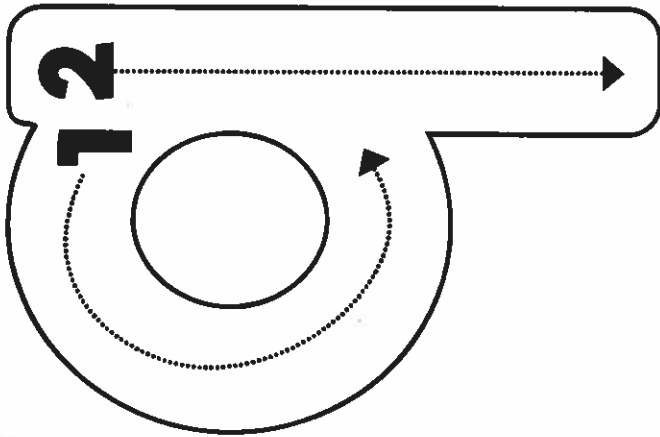

Rainbow trace:



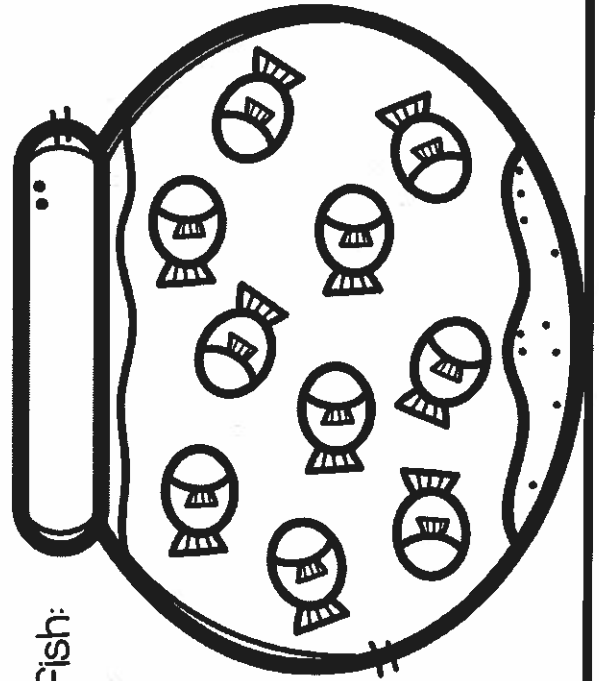
Count to 9 on your hands.




Color 9 fingers:



Color 9 fish:



Draw 9 counters on the ten frame:




Jj

Name: _____


Spell it!

J j □ □ □ □


Color it!



jam



jar



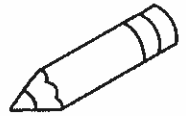


jellyfish

Highlight it!

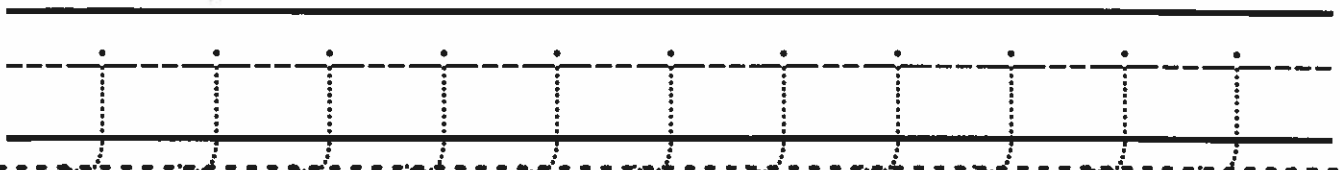
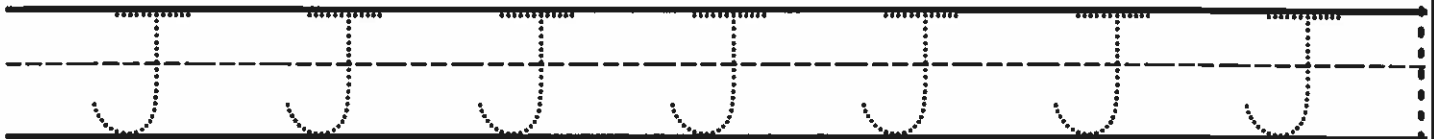


A	W	J	K
E	J	J	P
B	R	U	I

Trace it!



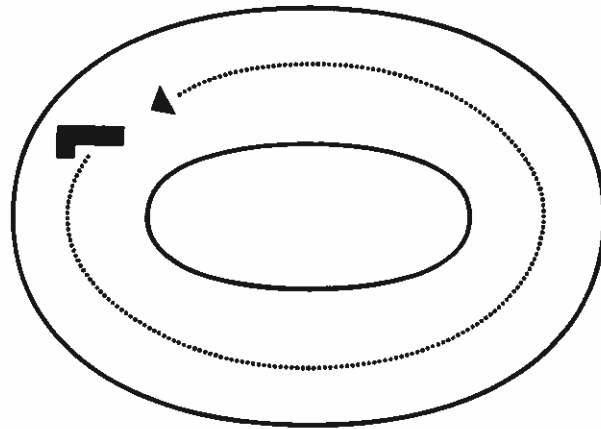

Trace it



10


Name: _____

Rainbow trace:

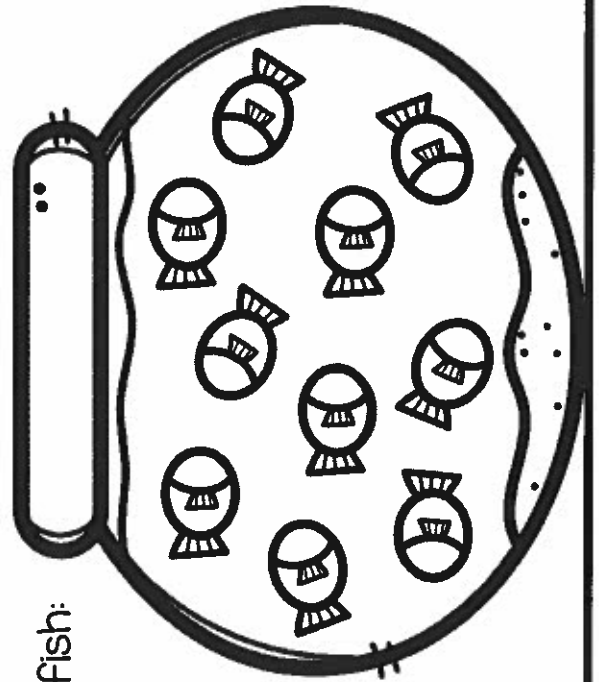


Count to 10 on your hands.


Color 10 fingers: 




Color 10 fish:



Draw 10 counters on the ten frame:



Summer Packet Preschool



WEEK 5

Kk

Name: _____

Spell it!

Kk

□ □

□ □

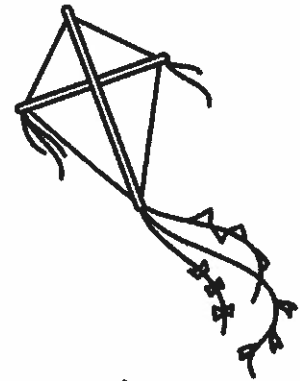


king

Color it!



key



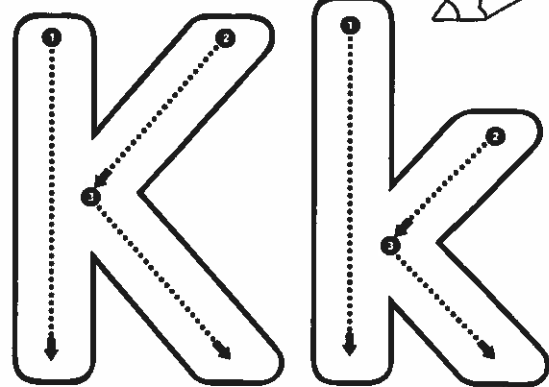

kite

Highlight it!

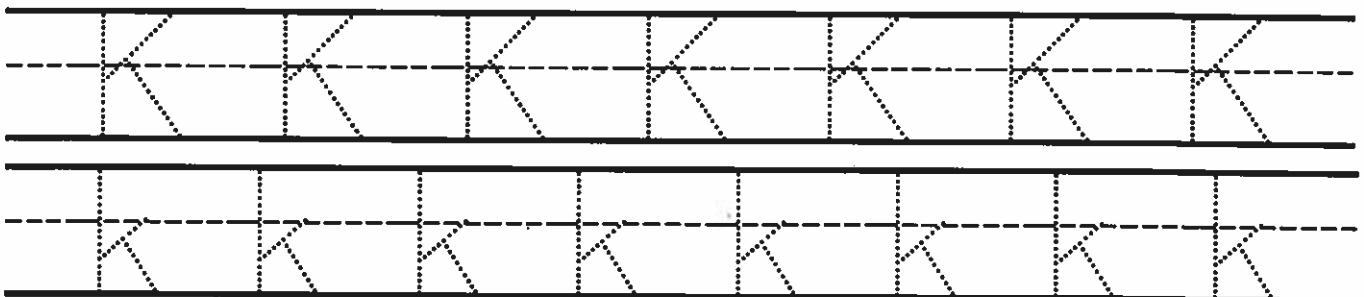


R	Z	K	A
C	K	U	K
N	I	G	V

Trace it!



Trace it

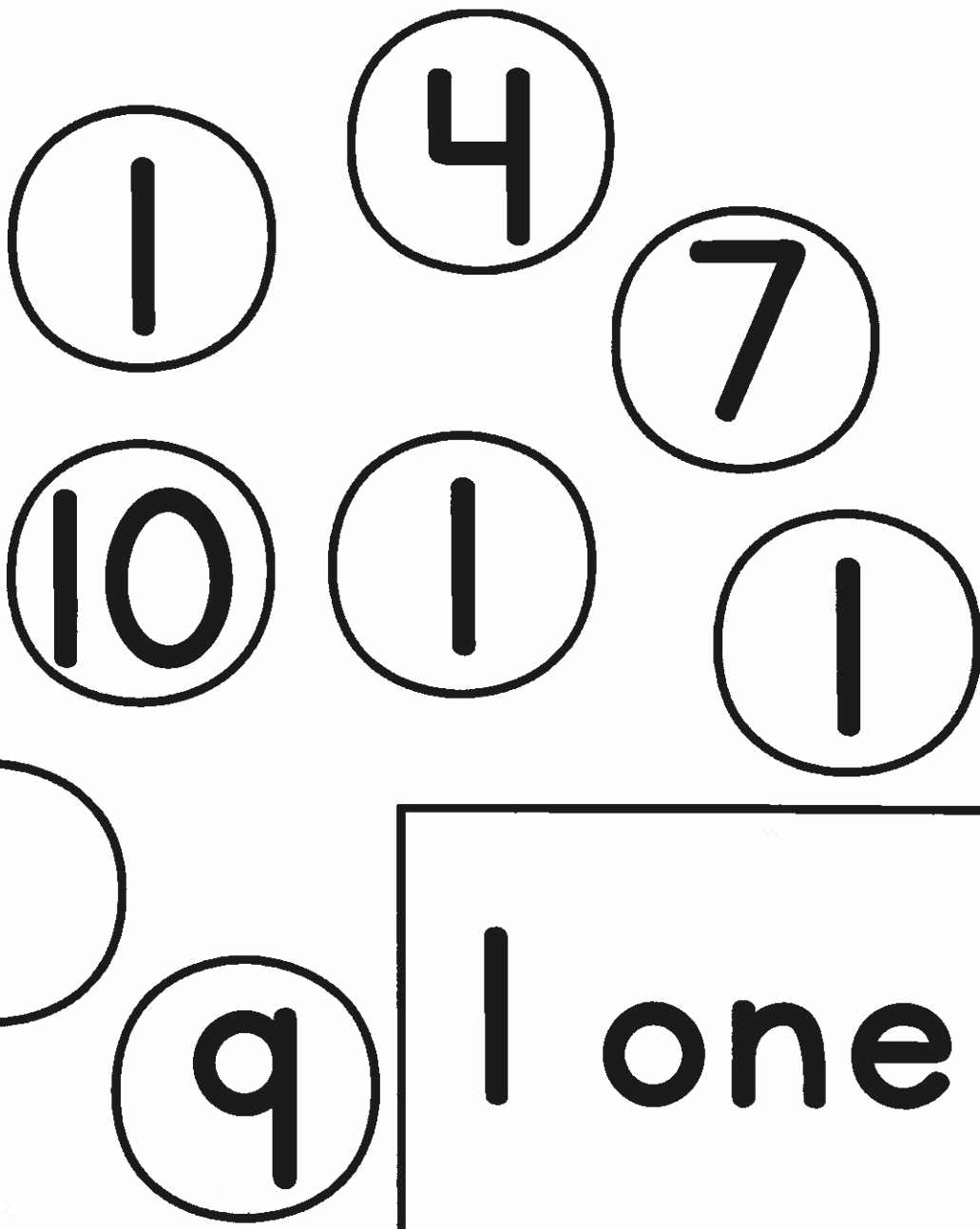


Your
NAME _____



Bubble Fun With Number One

Directions: Color in the bubbles with the number 1.



Parent or Caretaker Tip: Repeat the number together
and trace number with finger.

L

Name: _____

Spell it!



ladybug

Color it!



lion



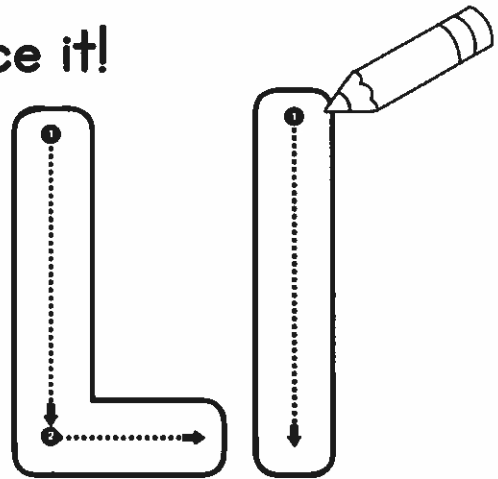
lock

Highlight it!



U	H	D	W
L	O	L	L
C	G	I	V

Trace it!





Trace it

Two sets of handwriting practice lines, each consisting of a solid top line, a dashed middle line, and a solid bottom line, with vertical dotted lines for column guides.

Your _____
NAME _____

Lemonade Stand Number Two

Directions: Color in the lemons with the number 2.



2 + two



Parent or Caretaker Tip: Repeat the number together
and trace number with finger.

Name: _____

Mm

Spell it!



Color it!



monkey



mouse



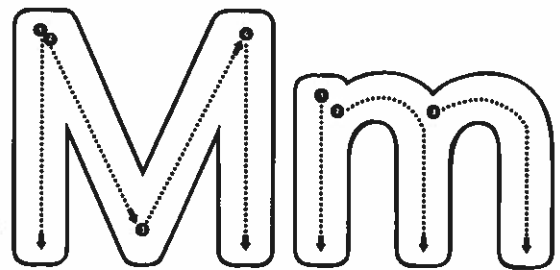

mushroom

Highlight it!

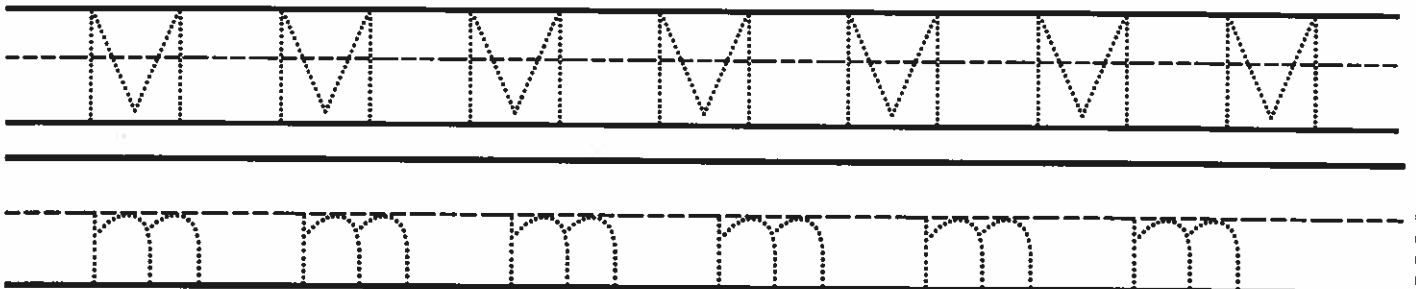


M	S	W	C
M	D	M	T
V	E	I	R

Trace it!




Trace it



Your _____
NAME _____

Ice Cream Scoops Number Three

Directions: Color in the scoops with the number 3.



3 three



Parent or Caretaker Tip: Repeat the number together
and trace number with finger.

Nn

Name: _____

Spell it!




Color it!



necklace



nose



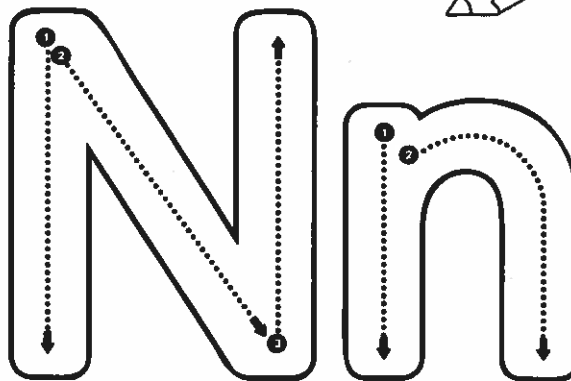
nut

Highlight it!

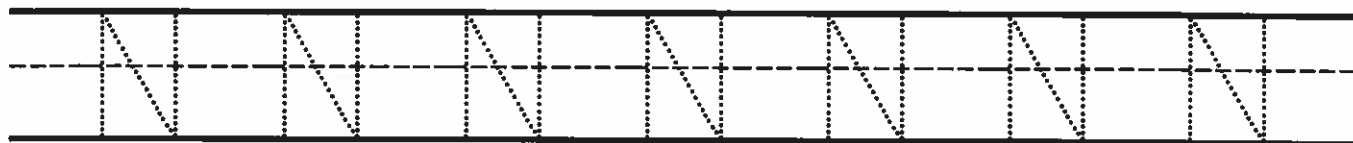


A	S	N	O
T	N	U	N
E	G	D	W

Trace it!



Trace it








Your _____
NAME _____

Luau Treats

Number Four

Directions: Color in the pineapples with the number 4.



4 four



Parent or Caretaker Tip: Repeat the number together and trace number with finger.


O o

Name: _____


Spell it!




Color it!



onion



orange



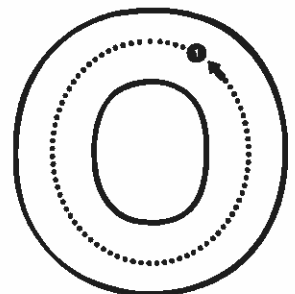
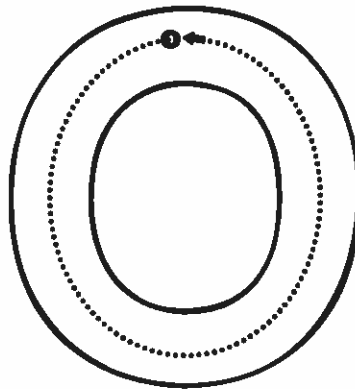
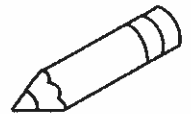
octopus

Highlight it!

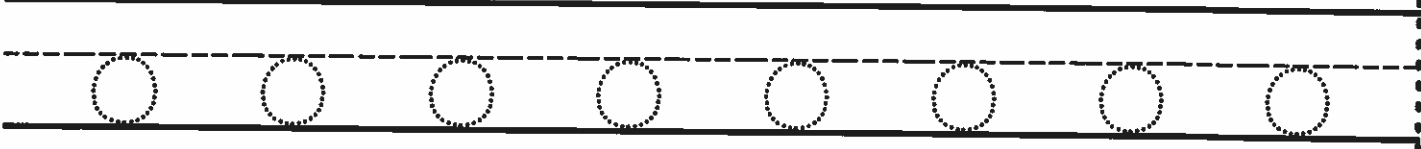
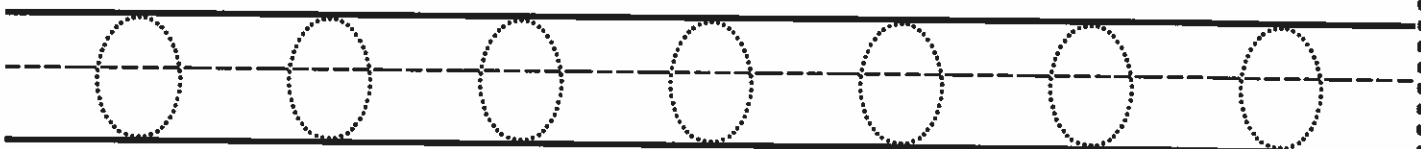


H	P	O	X
U	M	N	E
T	O	W	O

Trace it!



Trace it








Your _____
NAME _____

Sunny Days Number Five

Directions: Color in the suns with the number 5.




5 five



Parent or Caretaker Tip: Repeat the number together
and trace number with finger.

Summer Packet Preschool

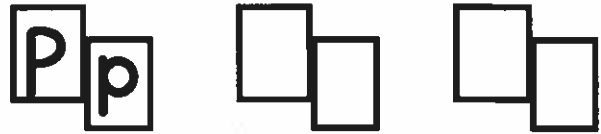


WEEK 6

Pp

Name: _____

Spell it!




Color it!



panda



penguin



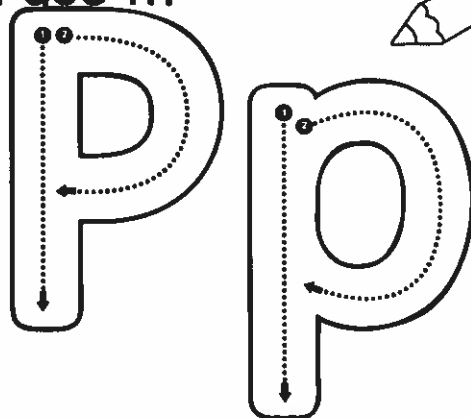
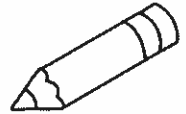
pie

Highlight it!

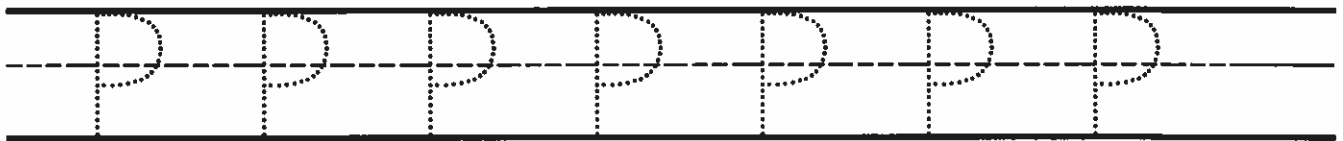


P	N	E	P
O	U	A	V
F	P	I	H

Trace it!



Trace it





Your _____
NAME _____



Popsicle Sticks Number Six

Directions: Color in the popsicles with the number 6.



6 six

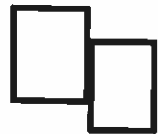
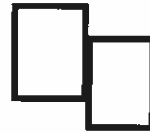


Parent or Caretaker Tip: Repeat the number together
and trace number with finger.

Qq

Name: _____

Spell it!




queen

Color it!



quarter



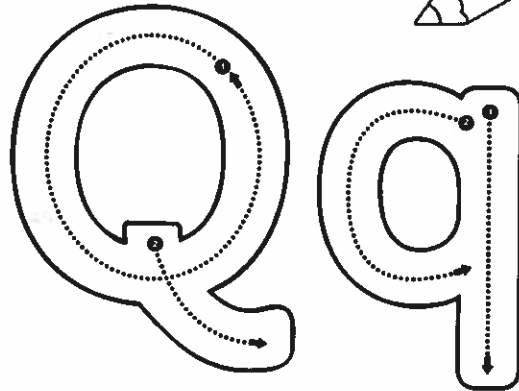
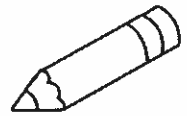
quilt

Highlight it!

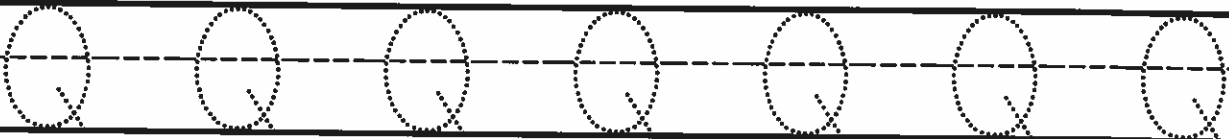


M	I	Q	V
T	A	W	I
Y	Q	Q	F

Trace it!




Trace it



Your _____
NAME _____

Watermelon Slices Number Seven

Directions: Color in the watermelon slices with
the number 7.



7 seven



Parent or Caretaker Tip: Repeat the number together
and trace number with finger.

Rr

Name: _____


Spell it!

Rr


□ □

□ □


Color it!



rat



rhino



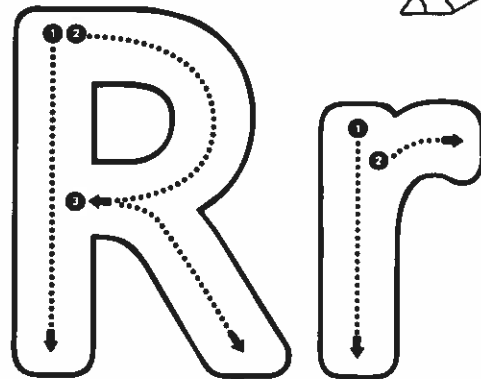

rose

Highlight it!

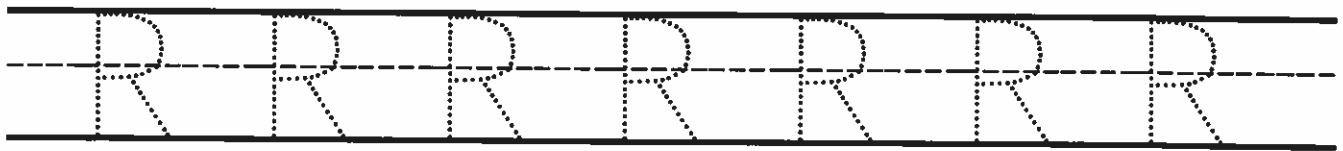


R	M	J	A
V	Q	R	E
F	O	T	R

Trace it!



Trace it






Your _____
NAME _____

Surfing Boards Number Eight

Directions: Color in the surf boards with the number 8.



Parent or Caretaker Tip: Repeat the number together
and trace number with finger.


Ss

Name: _____


Spell it!




Color it!



sandwich



snake



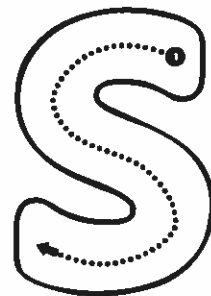

sun

Highlight it!

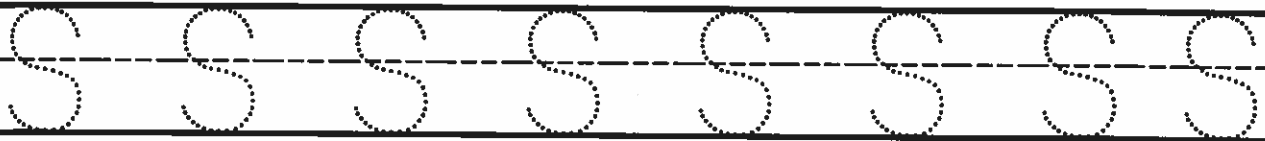


T	Y	I	S
Q	O	S	U
S	E	C	J

Trace it!



Trace it



Your _____
NAME _____

Snow Cones Number Nine

Directions: Color in the snow cones with the number 9.



9 nine



Parent or Caretaker Tip: Repeat the number together
and trace number with finger.

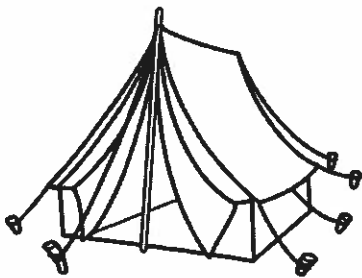


Name: _____

Spell it!



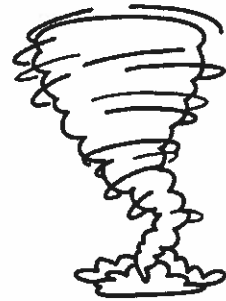
Color it!



tent



tiger



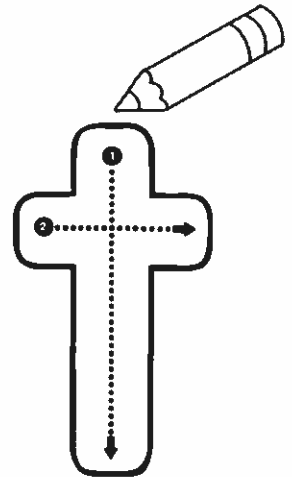
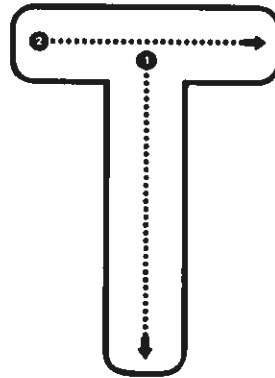
tornado

Highlight it!

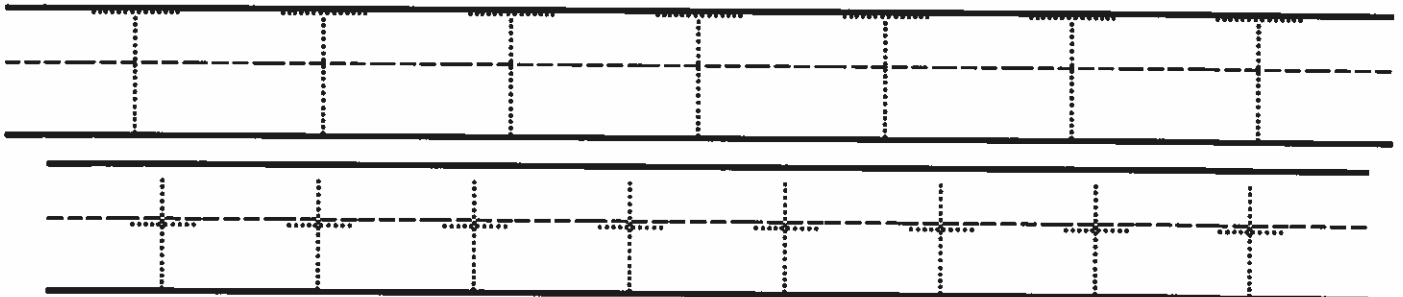


T	I	T	P
Z	M	R	N
E	T	Q	J

Trace it!



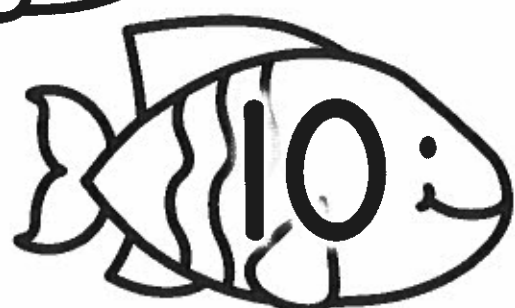

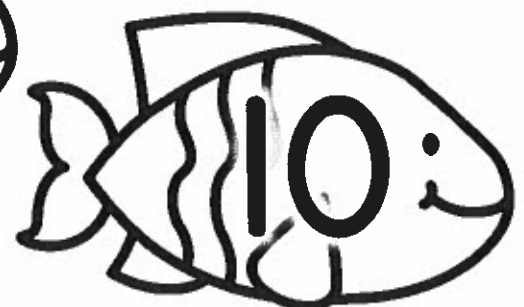

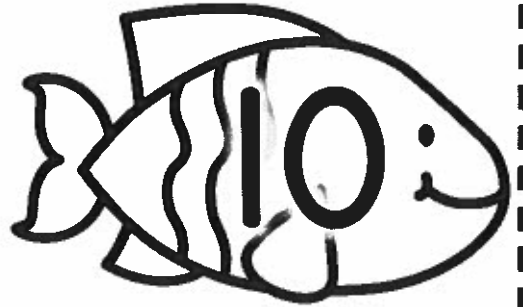
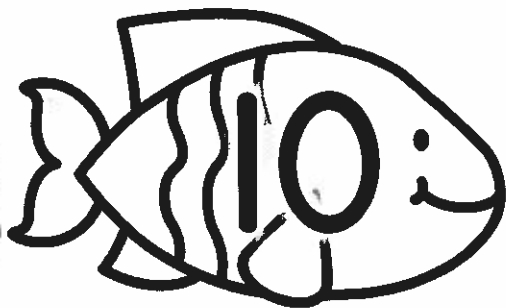
Trace it



Your _____
NAME _____

Schools of Fish Number Ten

Directions: Color in the fish with the number 10.




10 ten



Parent or Caretaker Tip: Repeat the number together and trace number with finger.

Summer Packet Preschool

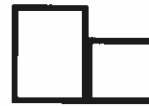


WEEK 7

Uu

Name: _____


Spell it!



Color it!



umbrella



ukulele



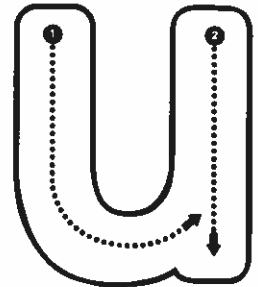
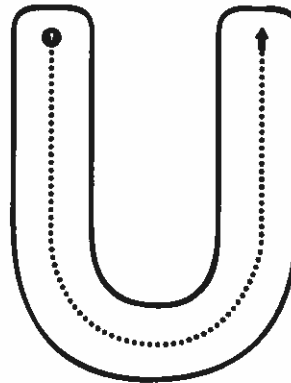
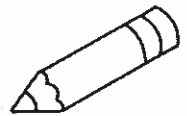
unicorn

Highlight it!

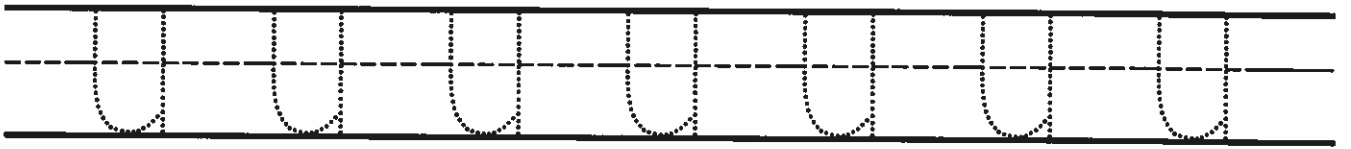


B	H	M	T
A	U	U	U
P	L	D	F


Trace it!



Trace it



Directions: Cut out the boxes. Trace and color in the shapes.




circle

© The Brisky Girls



triangle

© The Brisky Girls



square

© The Brisky Girls

Name: _____



Spell it!



Color it!



vase



violin



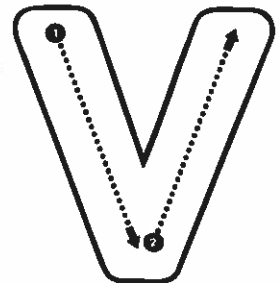
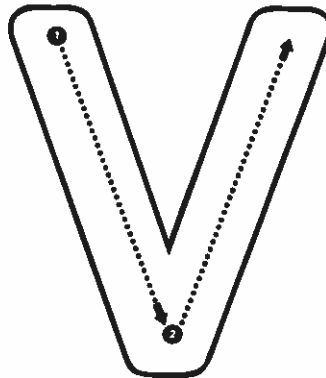
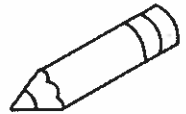
vegetables

Highlight it!

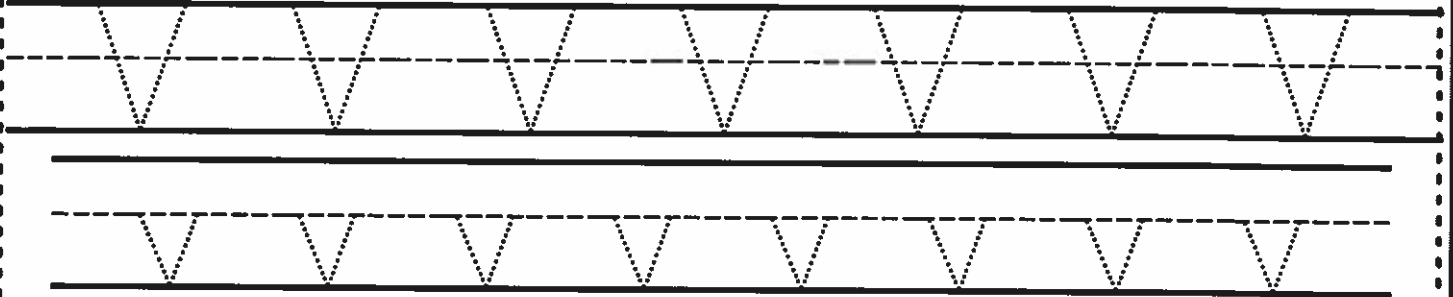


W	C	V	X
V	E	Q	J
O	Y	V	N

Trace it!









Trace it



Name _____

TRACE, COUNT AND COLOR

Trace Numbers 2. Count, find and color groups of pictures that have 2




Name: _____

Ww

Spell it!




Color it!



wall



whale



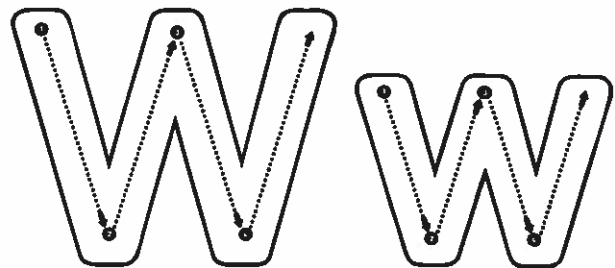
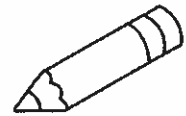
worm

Highlight it!

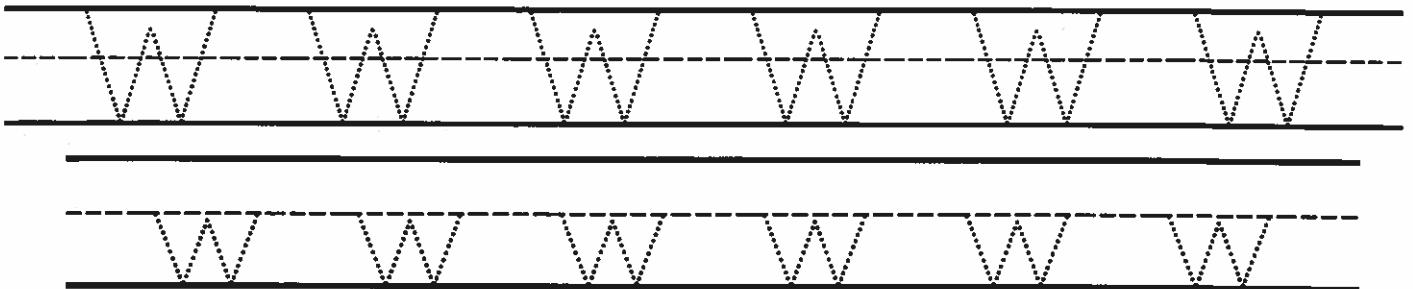


C	H	W	S
W	G	P	W
V	J	M	K

Trace it!



Trace it



○ = red


Your _____
NAME _____

△ = blue

□ = yellow

Shapes, Oh Shapes! Shape Recognition

Directions: Use the key to color the shapes.



Parent or Caretaker Tip: Help your child color code the key. Allow child to complete on own. Go back & correct.



Name: _____


Spell it!




Color it!



x-ray



xylophone



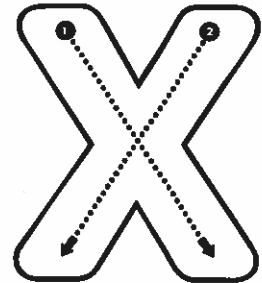
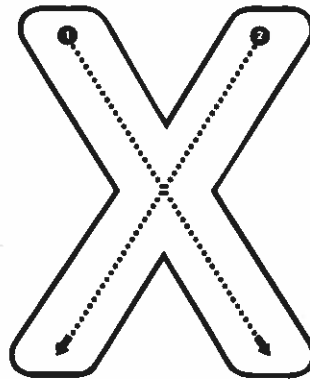
ox

Highlight it!

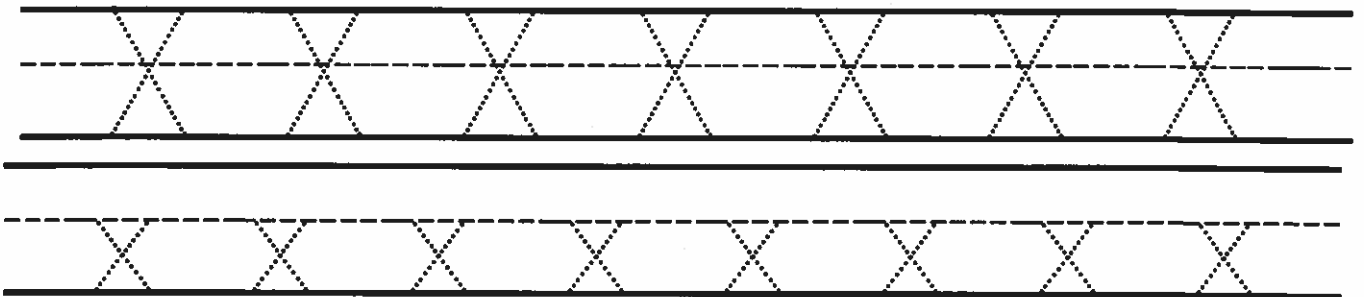


J	U	D	B
X	F	X	W
H	X	S	N

Trace it!



Trace it





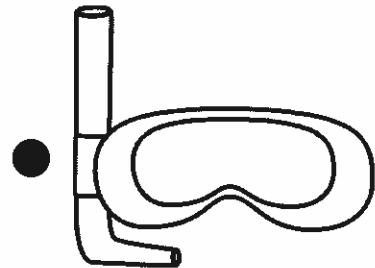


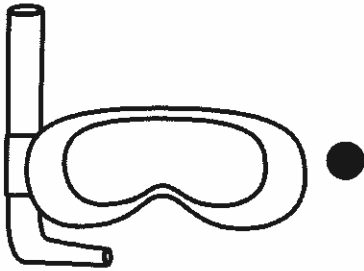


Your _____
NAME _____



Splashing Matching Pencil Practice

Directions: Use a pencil to draw lines to connect the matching pictures.

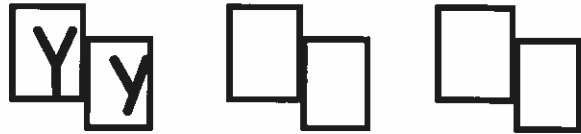


Parent or Caretaker Tip: Use a fat pencil for easy gripping. Focus on proper pencil grasp and control.


Y Y

Name: _____

Spell it!



Color it!



yarn



yo yo



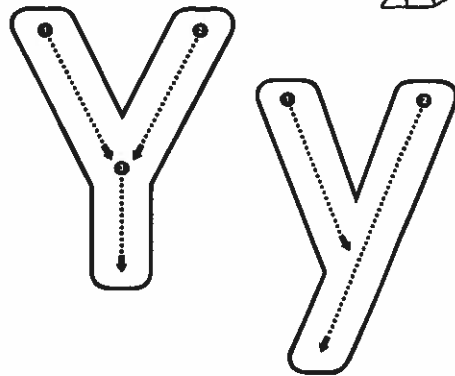
yogurt

Highlight it!

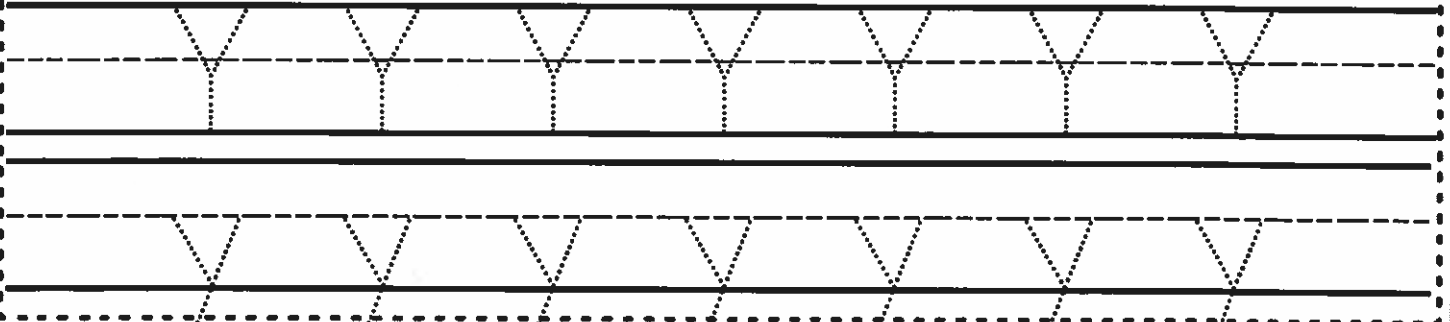


Z	I	N	F
I	Y	Y	Y
X	B	H	K

Trace it!



Trace it



Zz

Name: _____

Spell it!

Zz

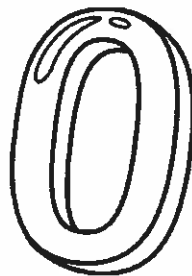
□ □

□ □

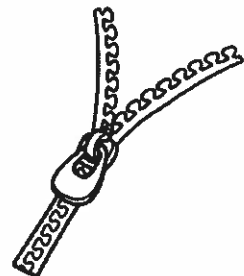
Color it!



zebra



zero



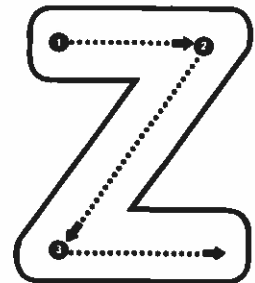
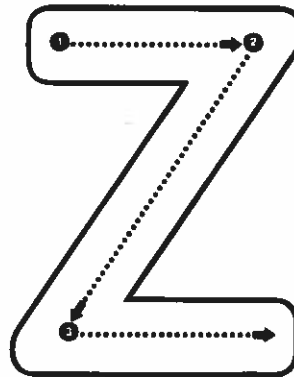

zipper

Highlight it!

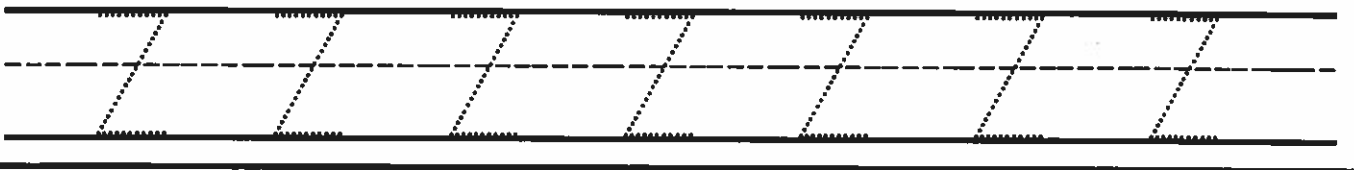


Z	Y	J	H
I	L	Z	U
K	Z	G	R

Trace it!







Trace it



Your
NAME _____


Ice Cream Truck Number Writing

Directions: Use a pencil to trace the numbers.



Parent or Caretaker Tip: Focus your child's attention on going from top to bottom when tracing the numbers.

Summer Packet Preschool



WEEK 8

Shells

Your _____
NAME _____

& More Shells


Letter Recognition

Directions: Use the key to color the starfish.

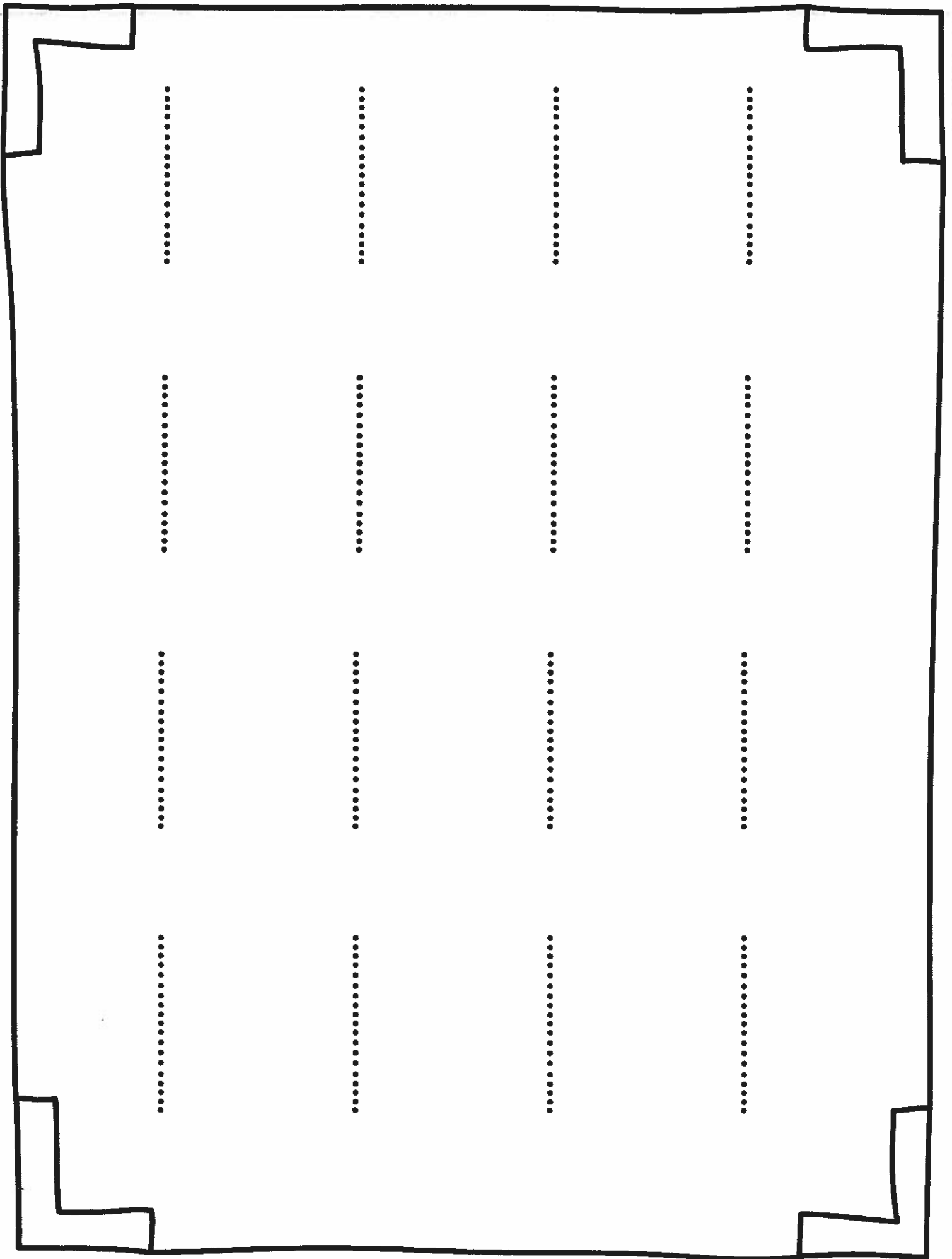
Aa = Yellow

Bb = Red

Cc = Blue



Parent or Caretaker Tip: Help your child color code the key. Allow child to complete on own. Go back & correct.






Your _____
NAME _____

Under the Sea

Letter Recognition

Directions: Use the key to color the shells.

Dd = Pink Ee = Purple Ff = Blue



Parent or Caretaker Tip: Help your child color code the key. Allow child to complete on own. Go back & correct.

2

2

2

2

2

2

2

2

2

2

2

2

2

2

2

2



Your _____
NAME _____

Fishy Faces

Letter Recognition

Directions: Use the key to color the fish.

Gg = Pink Hh = Purple Ii = Blue



Parent or Caretaker Tip: Help your child color code the key. Allow child to complete on own. Go back & correct.

3

3

3

3

3

3

3

3

3

3

3

3

3

3

3

3




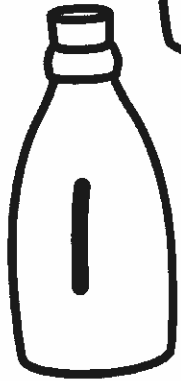
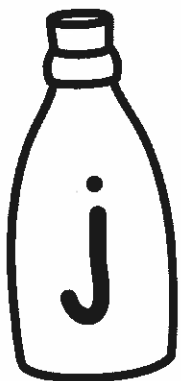
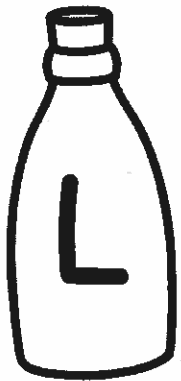
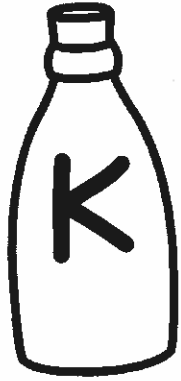
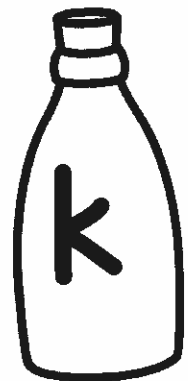

Your _____
NAME _____

Message in a Bottle

Letter Recognition

Directions: Use the key to color the bottles.

Jj = Green Kk = Blue Ll = Red



Parent or Caretaker Tip: Help your child color code the key. Allow child to complete on own. Go back & correct.

4

4

4

4

4

4

4

4

4

4

4

4

4

4

4

4










Lazy River Splash

Your
NAME _____

Letter Recognition

Directions: Use the key to color the water splashes.

Mm = Blue Nn = Purple Oo = Orange



Parent or Caretaker Tip: Help your child color code the key. Allow child to complete on own. Go back & correct.

5

5

5

5

5

5

5

5

5

5

5

5


5

5

5

5

Summer Packet Preschool



WEEK 9

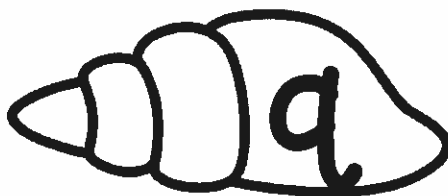


Search for Seashells

Your
NAME _____

Letter Recognition

Directions: Use the key to color the shells.

Pp = Pink Qq = Blue Rr = Orange



Parent or Caretaker Tip: Help your child color code the key. Allow child to complete on own. Go back & correct.

6

6

6

6

6

6

6

6

6

6

6

6

6

6

6

6


Slip 'N'
Slide Fun!

Your _____
NAME _____





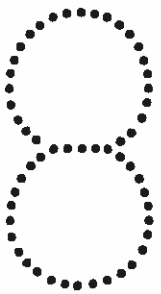
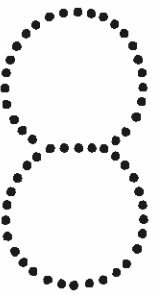










Letter Recognition

Directions: Use the key to color the water splashes.

Ss = Blue Tt = Purple Uu = Orange
Vv = Yellow



Parent or Caretaker Tip: Help your child color code the key. Allow child to complete on own. Go back & correct.



Running

Your _____
NAME

Through Sprinklers

Letter Recognition


Directions: Use the key to color the water droplets.

Ww = Blue

Xx = Purple

Yy = Orange

Zz = Yellow



Parent or Caretaker Tip: Help your child color code the key. Allow child to complete on own. Go back & correct.

9

9

9

9

9

9

9

9

9

9

9

9

9

9

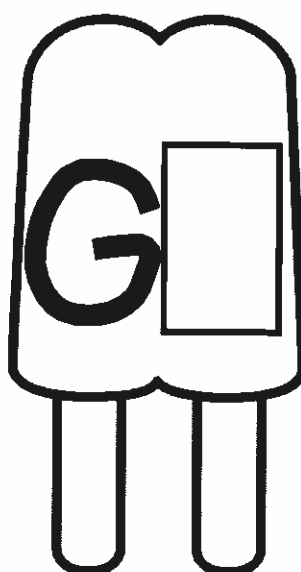


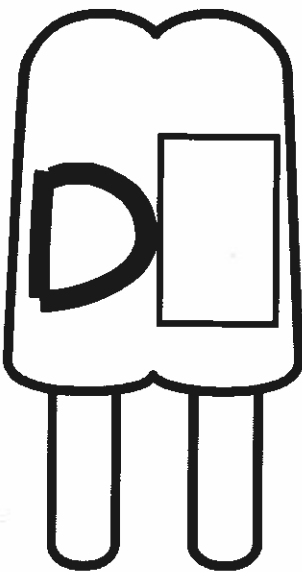


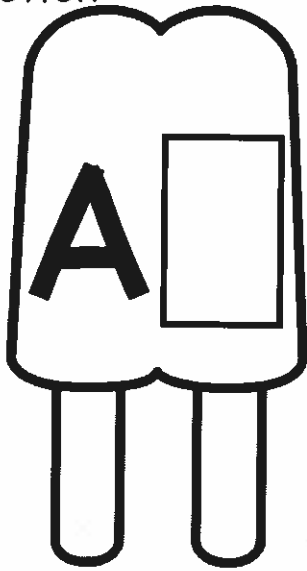
9

9

Popsicle Stick Letter Matching

Your _____
NAME _____

Directions: Cut out the lowercase letters and glue onto the popsicle stick with the matching uppercase letter.



© The Brisky Girls



Parent or Caretaker Tip: You may need to help your child cut out the letters.

f c b e a d g

1

0

1

0

1

0

1

0

1

0

1

0

1

0

1

0

1

0

1

0


1

0

1

0

Summer Packet Preschool








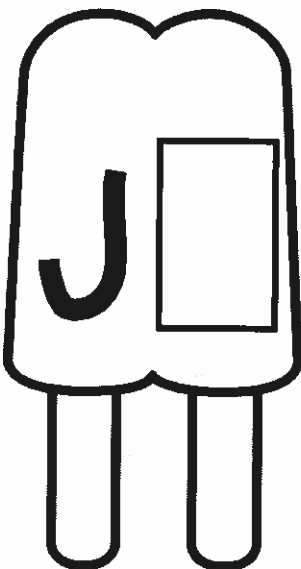

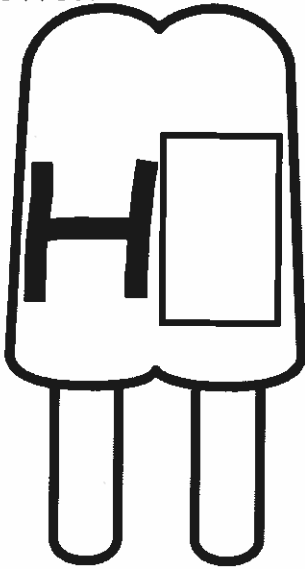
WEEK 10

Popsicle Stick

Your
NAME _____

Letter Matching

Directions: Cut out the lowercase letters and glue onto the popsicle stick with the matching uppercase letter.




© The Brisky Girls



Parent or Caretaker Tip: You may need to help your child cut out the letters.








Your _____
NAME _____

Shapes and Sizes





Shape Recognition

Directions: Use a pencil to draw lines to match the little shape to the big shape.

Little



Big










Parent or Caretaker Tip: Discuss how the words little and big are size words. Point out the difference in size of shapes.

Popsicle Stick

Your
NAME _____

Letter Matching

Directions: Cut out the lowercase letters and glue onto the popsicle stick with the matching uppercase letter.



© The Brisky Girls




Parent or Caretaker Tip: You may need to help your child cut out the letters.

u s q o r t p

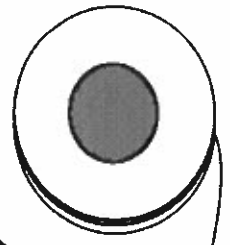
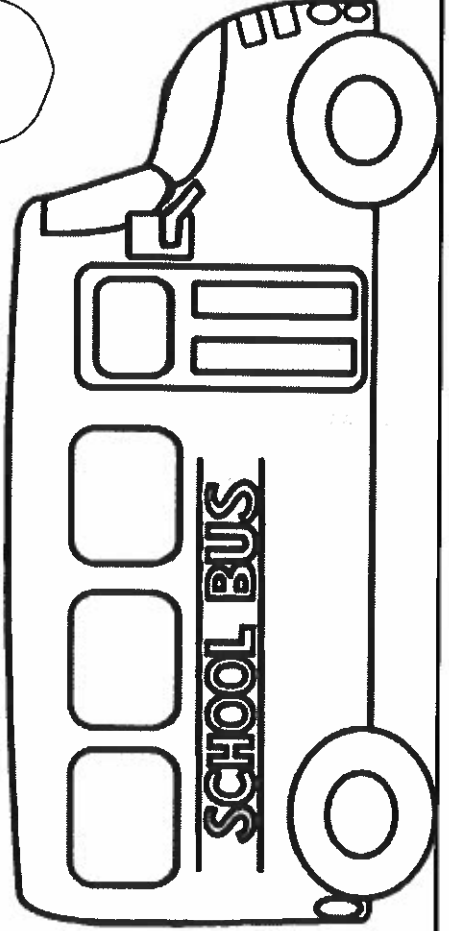

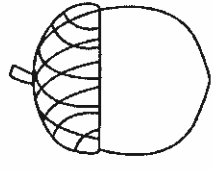
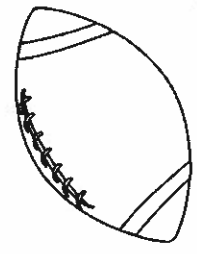
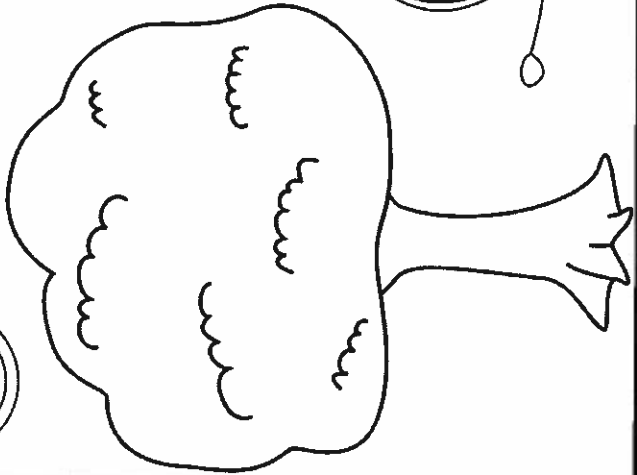
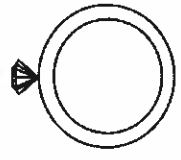
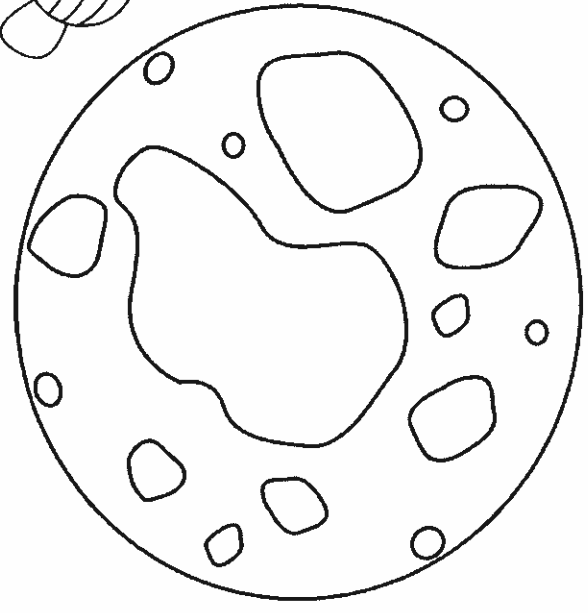


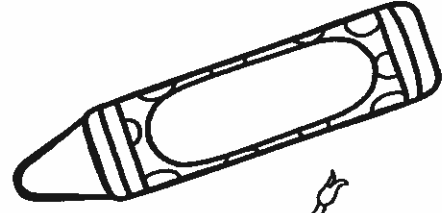

Name: _____

Sorting Matter - Big and Small

Color the pictures by the code.



Small -






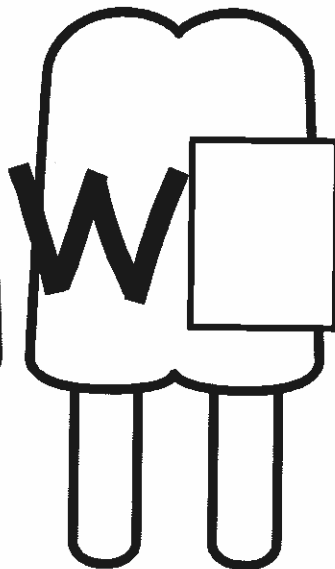
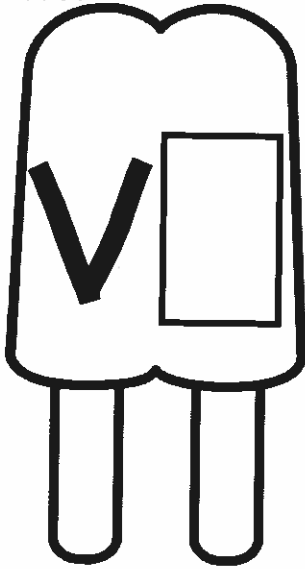


Popsicle Stick

Your
NAME _____

Letter Matching

Directions: Cut out the lowercase letters and glue onto the popsicle stick with the matching uppercase letter.



© The Brisky Girls



Parent or Caretaker Tip: You may need to help your child cut out the letters.

w x z v y

Name _____

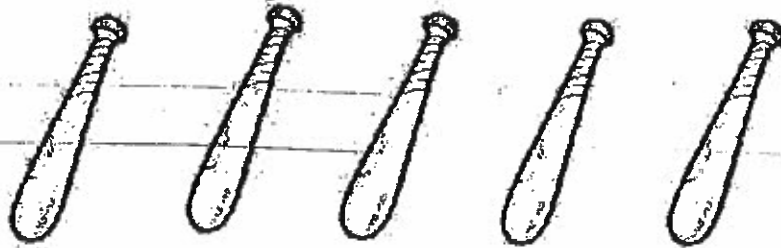
Skill: Counting 1-5

Circle the correct number of objects in each row.


1




2



3



4






5







Name: _____

Beginning Sounds


Directions: Cut and paste the correct picture that has the same beginning sound as the letter on the bucket of apples.



Beginning Sounds




© Annie Moffatt @ The Moffatt Girls 2013




Name: _____

School Supplies (Counting to 5)


Directions: Count the numbers of items in each group. Color the correct number.



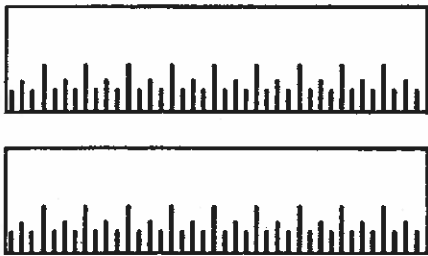
① ② ③



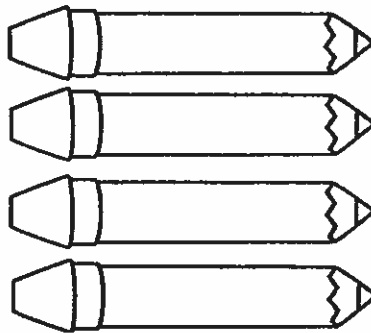
① ② ③




① ② ③



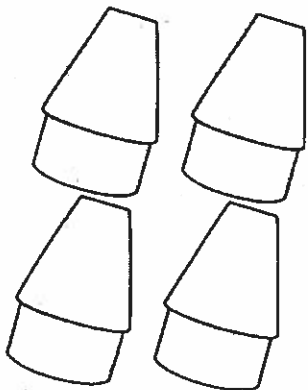
② ③ ④



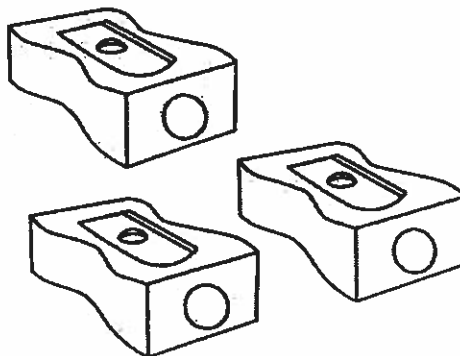
② ③ ④




② ③ ④



③ ④ ⑤




③ ④ ⑤



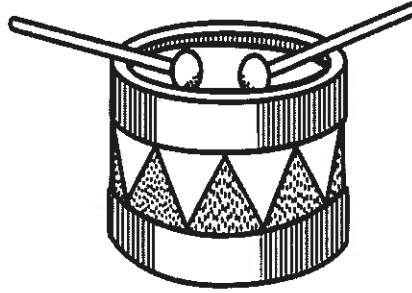
③ ④ ⑤

Name: _____

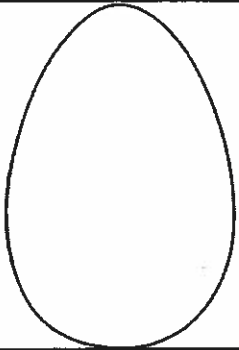
Color the circle with the beginning sound.




A C
B D




b c
d e



C E
A B




a b
c d



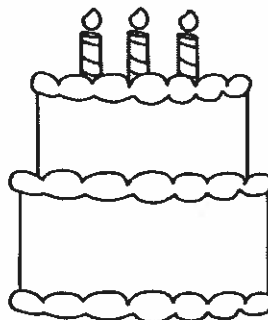
D E
A C




d e
a b




A B
C D



a c
d b



B D
E A















b e
d a

Name: _____

I Can Identify and Sort Shapes by Size

Directions: Cut and paste the shapes from smallest to largest.
Color the circles red, the triangles green, and the squares blue.

circle 	 small	 medium	 large
triangle 	 small	 medium	 large
square 	 small	 medium	 large

